

product warranty

Inwood Office Environments warrants its products to be free from defects in materials and workmanship given normal use and proper care, for a period of ten (10) years of single shift service.

Specific components are warranted to be free from defects in materials and workmanship for the following periods of time from the date of initial shipment:

electrical components	two (2) years
pneumatic cylinders	three (3) years
control mechanisms	three (3) years
casters	three (3) years

Fabrics will be covered only by the warranty of the original manufacturer.

Inwood tenders this warranty only to original purchasers acquiring our products through those parties specifically authorized by Inwood to sell our products. Repair and/or replacement, at our option, will be made on any part or parts found to be defective within the terms of the warranty. The warranty shall not include any labor or shipping costs for replacement of any such parts or materials.

This warranty does not cover

- Damage(s) caused by a transportation company
- Damage(s) resulting from user modification, alterations, misuse, abuse or negligent use of our product
- Damage(s), defect(s), or product failure(s) due to customers request for modifications to product design, product dimensions, product arrangement or normal product specifications
- Natural variations in color, grain, or texture of wood and other covering materials over which Inwood has no control
- Wearing or cuts to covering materials
- Customer's Own Materials (COM)

Inwood does not make any other warranties except as expressly set forth above, either expressed or implied, including any warranty of merchantability or fitness for any particular purpose. Inwood shall not be liable for consequential or incidental damages under this warranty.

Further, Inwood makes no warranties, expressed or implied, for improper assembly and/or installation of its products.

order procedure

Inwood does not accept orders verbally. Orders may be faxed, e-mailed or mailed directly to:

Inwood Office Environments
PO Box 646
Jasper, IN 47546
Fax: 812.482.9732
E-mail: inwood@inwood.net

All orders from authorized & credit-approved Inwood Office Environments dealers must be in writing and must include the following information:

- Date
- Purchase Order Number
- Bill to Address
- Ship to Address
- Special Shipping Instructions (delivery notification, special ship dates, ship complete or split shipments, and tags if applicable)
- Complete Model Numbers (include finish & fabric numbers)
- Net Price
- Requested Delivery Date (if applicable)

order confirmation

All complete orders will be entered and acknowledged promptly with approximate shipping date(s), transit times, and other pertinent information. This acknowledgement is the final agreement between

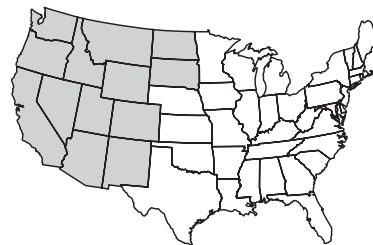
Inwood and the customer, superseding all previous communications regarding the order. **NOTE It is the customer's responsibility to check the acknowledgment for accuracy. Please advise Inwood immediately of any discrepancies.**

changes and cancellations

Because many of our casegood products and all of our seating products are made to order, we must limit customer changes and cancellations. We regret that changes and cancellations are not possible once production has begun. Production normally begins 48 hours after receipt of order. Orders for standard casegood products with in-stock finishes may be cancelled for a 30% restocking fee. Any non-stock finish is considered made to order and cannot be changed or cancelled.

delivery information

Shipments are FOB destination for the 48 contiguous states. Orders are priced by destination zone as listed by state.



zone 1 □

Alabama, Arkansas, Connecticut, Delaware, Florida, Georgia, Illinois, Indiana, Iowa, Kansas, Kentucky, Louisiana, Maine, Maryland, Massachusetts, Michigan, Minnesota, Missouri, Nebraska, New Hampshire, New Jersey, New York, North Carolina, Ohio, Oklahoma, Pennsylvania, Rhode Island, South Carolina, Tennessee, Texas, Virginia, West Virginia and Wisconsin.

zone 2 ■

Arizona, California, Colorado, Idaho, Montana, Nevada, New Mexico, North Dakota, Oregon, South Dakota, Utah, Washington and Wyoming.

Orders of less than 500 lbs will be assessed a handling charge of \$100.00 net per order. Inwood reserves the right to select the most appropriate carrier and routing on all shipments. Any charge arising from failure to receive a shipment, rerouting while in transit or carrier storage charges are not included in prices shown and will be billed to the 'sold to' account on the order.

Any order requiring special delivery services will incur additional charges at the time of invoicing. All such requirements must be noted on the purchase order. These are services that are billed to Inwood by the freight company or require the usage of specialized carriers, and not included in the standard price of the product. Examples of such services include:

- **delivery notification or call ahead requests**
\$10 Net Charge
- **inside delivery**
minimum \$100 Net Charge
- **non dock delivery**
minimum \$100 Net Charge
- **weekend delivery (friday after 4:00pm-sunday night)**
minimum \$500 Net Charge
- **residential delivery**
Customer Service may assist you in determining your special delivery requirements and any additional charges that may apply
- **fuel surcharges**
We will continue to do our best to absorb the increased cost from our transportation vendors; however, if the price

of fuel increases above the normal rates, it may require us to pass on the increased costs. We will address this situation with a fuel surcharge rather than a price increase so that we can eliminate it as appropriate.

Contact Customer Service if you are unsure if your order requires one or more of the above services. We will make every attempt to avoid additional charges by giving options on what we can do within our standard delivery prices.

All prepaid shipments by Inwood Office Environments will be on carriers of our choice. If you choose to order product FOB Factory, please specify the carrier you require. Product will ship Freight Collect and Inwood's responsibility will cease upon delivery to the carrier.

order postponements and delivery changes

Changes may be made to delivery address no later than 5 days before the acknowledged ship date of an order. Contact Customer Service for charges which may be incurred for delivery changes within 5 days of the acknowledged ship date. If it becomes necessary to postpone an order after production has begun, the order will be completed, stored and invoiced to the customer with normal terms. Storage fees of \$2.00 per 100 lbs or \$5.00 minimum per day will occur on all orders that are not picked up or released for shipment after 10 working days from the acknowledged ship date.

claim process for merchandise damage/shortage/carrier delay

All products produced by Inwood are carefully inspected and properly packed prior to shipment. All shipments are delivered to the transportation company in good condition. If you receive a shipment that has damage, product shortage, or delivery has been delayed by the carrier, the following steps must be taken:

- Before signing for any merchandise, make notation of all visible damage, shortages, and/or time of truck arrival on the freight bill (bill of lading).
- Contact Inwood Customer Service within 15 calendar days of goods receipt to report issue. Legal title to merchandise passes to the buyer upon acceptance by the carrier. We will work with you to file any necessary claims when reported to us within the 15 day time frame.
- Retain all packing materials/cartons for inspection by the carrier agent.

Failure to make any claims against Inwood Office Environments within 15 days shall constitute acceptance of the merchandise and a waiver of any errors or shortages discovered upon inspection.

repairs and returns

No repairs or returns will be considered without first obtaining our written permission. Such requests must be made in writing within 15 days of the invoice. Authorization must be obtained from Customer Service prior to repairs being made if Inwood is expected to pay these charges. Charges will be approved only after an estimate has been provided. Credit will be issued only after receipt of repair bills.

Made to order items are not returnable. This includes upholstered seating, special items, special finishes, and any non-stock finish. Authorized returns of stock items will be charged a minimum 30% restocking fee. All returns are subject to an attempted pick-up charge of \$200. Please insure that all goods are packed and tagged correctly before calling Inwood for pick up. All RMA's (Return Materials Authorization) will expire within 30 days of notification. Once expired, a new authorization is required for any return. Upon receipt of returned goods, Inwood will inspect and assess responsibility for any defects. If damage of the merchandise was caused by abuse, alteration, or unauthorized repair, we may offer to repair the merchandise for a fee. The final responsibility for determining damage remains with Inwood.

All merchandise must be shipped freight prepaid or we will not accept. All merchandise being returned must be properly packed and protected to insure that no further damage is incurred during transportation back to Inwood.

special construction agreement

When requested that Inwood Office Environments Inc. modify, change or alter its standard product in order to meet the specific needs of Customer, Inwood shall exercise its best efforts to modify its standard product to incorporate the modifications and changes requested by Customer. Inwood Office Environments disclaims any warranty with respect to the modifications or changes requested by Customer and its standard warranty shall not apply to said modifications or changes. Customer shall have no right to rescind its order of this product after production of the product has begun. Customer assumes the risk of the use of Inwood Office Environments product containing the modifications or changes requested by Customer. In no event shall the product containing the modifications or changes requested by Customer be returnable to Inwood Office Environments.

replacement parts

Contact Inwood Customer Service for item numbers and pricing on replacement parts.

dimensions

All dimensions referenced in this book are nominal.

terms

1% 15 days, 30 days net.

Payments are accepted in US Dollars. Payment is also accepted by Visa & Mastercard credit cards, and is posted prior to shipment.

When payment is made with a credit card, no additional discounts may be taken.



Prices are effective with the date printed on this price list and supersede all other prices. Orders are accepted at the price in effect on the date the order is received. Possession of this price list does not constitute an offer to sell. Inwood sells to authorized and approved dealers only. Any or all prices, product, and line art are subject to change without notification. Internet or software packages, which support the sale of Inwood products, furnished to the customer either by Inwood or any other source are superseded by revised price lists.

minimum order

\$10 US Dollars list price.

standard special upcharges

Inwood Office Environments provides the following standard special modifications to its product. Simply specify the request and add the associated price to list.

to make standard top size shorter or narrower	\$248
to change file drawer pedestal in desks, credenzas and modular cabinets to box drawers	\$218
to change 2 box drawers in desk to file drawer	\$140
to change position of file drawer in desks	\$106
to add locks where not standard	
- box, file drawer or center drawer	\$56
- hinged door, single	\$56
- hinged door, double	\$58
to key items alike from factory per unit	\$31
to add extra lock per set (including set of keys)	\$21
extra set of keys (two)	\$21
to add grommets in any special location	\$128
to move standard placement of grommet on unit	\$56
grommets (cover only)	\$21
to add extra shelf for bookcase	\$77
to make shelves solid wood (per shelf)	\$23
for typing height return	\$197
for non-standard Inwood pulls	
(to change to another series per unit)	\$71
special finishes (6 item minimum)	
- non-Inwood finishes	20%
- standard Inwood finishes	15%



ovation/bravo 2300/2100 series specifications

materials:

All wood is thoroughly air and kiln dried to a moisture content not to exceed 8% at the time of assembly.

veneers:

All exposed surfaces are plain sliced Cherry, American Black Walnut or White Maple Veneer. Walnut veneers are carefully book-matched. Cherry and Maple veneers are slip-matched. All drawer fronts, doors, end panels, and modesty panels are vertical grain.

top work surfaces:

Laminate tops are 1 1/4" thick, 3-ply construction; consisting of a high-pressure laminate work surface and a 45 lb. density flake board core. The under side of the top has a smooth surface Gator-Ply backing sheet. Top rims are 3/4" hardwood with a choice of top edge shape on all four sides.

modesty panels:

3/4" thick, 3-ply construction with a vertical book matched veneer on exposed surfaces and a 45 lb. density flake board core. Desk modesty panels are full to the floor.

construction:

Uses a mortise & tenon and glue to join panels and modesty panels. All joints are reinforced with glue blocks. Each desk pedestal has an easy slide out dictation arm/mousing slide mounted above the drawers for more work surface area. All pedestals have a side route finger drawer pulls.

drawers:

Drawer fronts are 3/4" thick, 3-ply construction with vertical book matched veneer. Drawer edges are veneered on top and sides with matching wood veneers. All drawer sides and backs are plywood, dovetailed front and back with 3-ply drawer bottoms. Drawer bottoms are framed on four sides and stapled from the bottom side. Drawer interiors are finished with a clear coat sealer to prevent swelling or shrinkage. Box drawers have a high grade Sterling metal ball-bearing drawer suspension. File drawers have a high grade Sterling metal ball bearing full progressive suspension and are equipped with metal rods for hanging file folders. All drawers have smooth quiet operation.

locking:

Each pedestal has its own lock and is keyed alike for each unit. Each unit is equipped with two keys. Units may be keyed alike in groups (per office, if requested) for an additional charge of \$31 list per unit.


finish:

All Inwood finishes are catalyzed varnish and have excellent durability. Our multi-step satin finishes leave a beautiful natural look to the furniture, and are available in the following finishes: (3L) walnut, (2KL) walnut, (25M) mahogany, (4L) dark mahogany, (25C) cherry, (2ML) natural maple, (3ML) light maple, (4ML) medium maple, (5ML) cherry finish on maple, (6LC) Light Cherry, (7MC) Medium Cherry, (8DC) Dark Cherry.


ovation/bravo

desks


letter
front to back



letter
side to side



letter/legal
combination




**returns
and
credenzas**


letter
front to back



letter
side to side

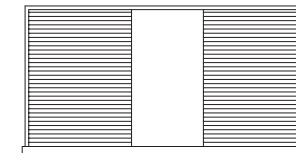


legal
side to side

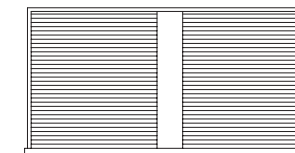


lateral files

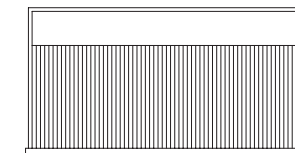
letter
front to back



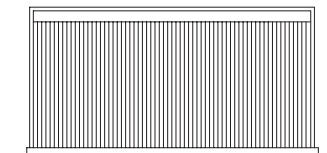
legal
front to back



letter
side to side



legal
side to side



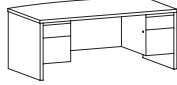
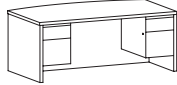
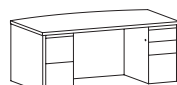
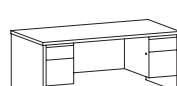
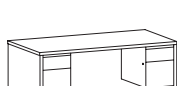




FBT2372-3Q-3L-W-E

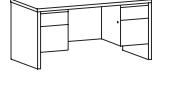
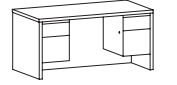
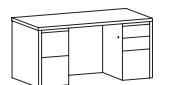
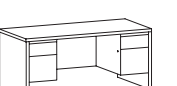
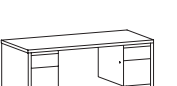
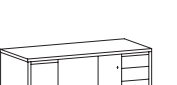



unit identification (type), top dimension, chassis option - **chassis & top finish** - top material - edge option

ovation/bravo | 2300/2100 series

| wood top, veneer chassis, veneer drawer fronts
| laminate top, veneer chassis, veneer drawer fronts



	model number	description	d w h	freight	list \$ zone 1	list \$ zone 2
	FBT2372-3Q - _ - _ - _ - FBT2172-3Q - _ - _ - _ -	bow front double pedestal desk left and right box/file pedestal pull-out slide over each pedestal	42 72 29 <i>APPROACH: 13"</i> <i>KNEESPACE: 40"</i>	class 125 cwt 320 lb cu ft 55	4,032 W 3,683 P	4,360 W 3,962 P
	FBT2372-FM - _ - _ - _ - FBT2172-FM - _ - _ - _ -	bow front double pedestal desk left and right box/file pedestal pull-out slide over each pedestal	42 72 29 <i>APPROACH: 13"</i> <i>KNEESPACE: 40"</i>	class 125 cwt 330 lb cu ft 55	4,173 W 3,805 P	4,504 W 4,094 P
	FBT2372-FP - _ - _ - _ - FBT2172-FP - _ - _ - _ -	bow front double pedestal desk left file/file pedestal right box/box/file pedestal pull-out slide over each pedestal	42 72 29 <i>APPROACH: 13"</i> <i>KNEESPACE: 40"</i>	class 125 cwt 370 lb cu ft 55	4,730 W 4,149 P	5,102 W 4,584 P
	F2372-3Q - _ - _ - _ - F2172-3Q - _ - _ - _ -	double pedestal desk left and right box/file pedestal pull-out slide over each pedestal	36 72 29 <i>APPROACH: 7"</i> <i>KNEESPACE: 40"</i>	class 125 cwt 315 lb cu ft 53	2,839 W 2,374 P	3,067 W 2,587 P
	F2372-FM - _ - _ - _ - F2172-FM - _ - _ - _ -	double pedestal desk left and right box/file pedestal pull-out slide over each pedestal	36 72 29 <i>APPROACH: 7"</i> <i>KNEESPACE: 40"</i>	class 125 cwt 325 lb cu ft 53	2,897 W 2,405 P	3,128 W 2,690 P
	F2372-FP - _ - _ - _ - F2172-FP - _ - _ - _ -	double pedestal desk left file/file pedestal right box/box/file pedestal pull-out slide over each pedestal	36 72 29 <i>APPROACH: 7"</i> <i>KNEESPACE: 40"</i>	class 125 cwt 365 lb cu ft 53	3,202 W 2,871 P	3,454 W 3,100 P
	F2366-3Q - _ - _ - _ - F2166-3Q - _ - _ - _ -	double pedestal desk left and right box/file pedestal pull-out slide over each pedestal	36 66 29 <i>APPROACH: 7"</i> <i>KNEESPACE: 34"</i>	class 125 cwt 300 lb cu ft 48	2,716 W 2,342 P	2,934 W 2,531 P
	F2366-FM - _ - _ - _ - F2166-FM - _ - _ - _ -	double pedestal desk left and right box/file pedestal pull-out slide over each pedestal	36 66 29 <i>APPROACH: 7"</i> <i>KNEESPACE: 34"</i>	class 125 cwt 310 lb cu ft 48	2,801 W 2,397 P	3,025 W 2,589 P
	F2366-FP - _ - _ - _ - F2166-FP - _ - _ - _ -	double pedestal desk left file/file pedestal right box/box/file pedestal pull-out slide over each pedestal	36 66 29 <i>APPROACH: 7"</i> <i>KNEESPACE: 34"</i>	class 125 cwt 335 lb cu ft 48	3,117 W 2,838 P	3,365 W 3,065 P

	model number	description	d w h	freight	list \$ zone 1	list \$ zone 2
	F2360-3Q - _ - _ - _ - F2160-3Q - _ - _ - _ -	double pedestal desk left and right box/file pedestal pull-out slide over each pedestal	30 60 29 <i>APPROACH: 6"</i> <i>KNEESPACE: 28"</i>	class 125 cwt 245 lb cu ft 37	2,300 W 1,996 P	2,483 W 2,145 P
	F2360-FM - _ - _ - _ - F2160-FM - _ - _ - _ -	double pedestal desk left and right box/file pedestal pull-out slide over each pedestal	30 60 29 <i>APPROACH: 6"</i> <i>KNEESPACE: 28"</i>	class 125 cwt 260 lb cu ft 37	2,370 W 2,101 P	2,560 W 2,260 P
	F2360-FP - _ - _ - _ - F2160-FP - _ - _ - _ -	double pedestal desk left file/file pedestal right box/box/file pedestal pull-out slide over each pedestal	30 60 29 <i>APPROACH: 6"</i> <i>KNEESPACE: 28"</i>	class 125 cwt 270 lb cu ft 37	2,779 W 2,436 P	3,000 W 2,618 P
	F236630-3Q - _ - _ - _ - F216630-3Q - _ - _ - _ -	double pedestal desk left and right box/file pedestal pull-out slide over each pedestal	30 66 29 <i>KNEESPACE: 34"</i>	class 125 cwt 285 lb cu ft 40	2,449 W 2,140 P	2,646 W 2,310 P
	F236630-FM - _ - _ - _ - F216630-FM - _ - _ - _ -	double pedestal desk left and right box/file pedestal pull-out slide over each pedestal	30 66 29 <i>KNEESPACE: 34"</i>	class 125 cwt 295 lb cu ft 40	2,478 W 2,194 P	2,677 W 2,369 P
	F236630-FP - _ - _ - _ - F216630-FP - _ - _ - _ -	double pedestal desk left file/file pedestal right box/box/file pedestal pull-out slide over each pedestal	30 66 29 <i>KNEESPACE: 34"</i>	class 125 cwt 320 lb cu ft 40	2,756 W 2,683 P	2,977 W 2,898 P
	CR2372-3Q - _ - _ - _ - CR2172-3Q - _ - _ - _ -	kneespace credenza left and right box/file pedestals pull-out slide over each pedestal	20 72 29 <i>KNEESPACE: 31.5"</i>	class 125 cwt 230 lb cu ft 28	2,070 W 1,876 P	2,236 W 2,016 P
	CR2372-FM - _ - _ - _ - CR2172-FM - _ - _ - _ -	kneespace credenza left and right box/file pedestals pull-out slide over each pedestal	20 72 29 <i>KNEESPACE: 31.5"</i>	class 125 cwt 250 lb cu ft 28	2,178 W 1,913 P	2,353 W 2,132 P
	CR2372-FMKB - _ - _ - CR2172-FMKB - _ - _ -	kneespace credenza - keyboard left and right box/file pedestals pull-out slide over each pedestal	20 72 29 <i>KNEESPACE: 31.5"</i>	class 125 cwt 250 lb cu ft 28	2,493 W 2,216 P	2,701 W 2,460 P

top

P laminate top
W veneer top

\$125 list upcharge for putting any additional pulls on a 2300/2100 unit - allegro - forte - presto

edge



chassis models

3Q 3/4 pedestal
3/4 modesty

FM 3/4 pedestal
full modesty

FP full pedestal
full modesty

laminated
tops only

3L-P walnut
4L-P dark mahogany on walnut
25M-P mahogany on walnut
25B-P ebony on walnut
25C-P cherry on walnut
2ML-P natural maple
3ML-P light maple
4ML-P medium maple
5ML-P cherry on maple
6LC-P light cherry on cherry
7MC-P medium cherry on cherry
8DC-P dark cherry on cherry

veneers
top and
chassis
finish

3L-W walnut
2KL-W walnut
4L-W dark mahogany on walnut
25M-W mahogany on walnut
25B-W ebony on walnut
25C-W cherry on walnut
2ML-W natural maple
3ML-W light maple
4ML-W medium maple
5ML-W cherry on maple
6LC-W light cherry on cherry

7MC-W medium cherry on cherry
8DC-W dark cherry on cherry
9BC-W burgundy cherry on cherry

FBT2372-3Q-3L-W-E

unit identification (type), top dimension, chassis option - **chassis & top finish** - **top material** - **edge option**

ovation/bravo | 2300/2100 series

| wood top, veneer chassis, veneer drawer fronts
| laminate top, veneer chassis, veneer drawer fronts



	model number	description	d w h	freight	list \$ zone 1	list \$ zone 2
	CR2372-FP - _ - _ - _ - CR2172-FP - _ - _ - _ -	kneespace credenza left and right file/file pedestals	20 72 29 <i>KNEESPACE: 31.5"</i>	class 125 cwt 285 lb cu ft 28	2,595 W 2,161 P	2,804 W 2,333 P
	CR2372D-3Q - _ - _ - _ - CR2172D-3Q - _ - _ - _ -	storage credenza left and right box/file pedestal double hinged door center adjustable shelf <i>ADDITIONAL SHELVES \$77 EACH</i>	20 72 29	class 125 cwt 250 lb cu ft 28	2,284 W 2,051 P	2,468 W 2,206 P
	CR2372D-FM - _ - _ - _ - CR2172D-FM - _ - _ - _ -	storage credenza left and right box/file pedestal double hinged door center adjustable shelf <i>ADDITIONAL SHELVES \$77 EACH</i>	20 72 29	class 125 cwt 260 lb cu ft 28	2,333 W 2,142 P	2,519 W 2,304 P
	CR2372D-FP - _ - _ - _ - CR2172D-FP - _ - _ - _ -	storage credenza left and right file/file pedestal double hinged door center three adjustable shelves <i>ADDITIONAL SHELVES \$77 EACH</i>	20 72 29	class 125 cwt 290 lb cu ft 28	2,845 W 2,436 P	3,000 W 2,618 P
	CR237224-3Q - _ - _ - _ - CR217224-3Q - _ - _ - _ -	kneespace credenza computer depth left and right box/file pedestal <i>KNEESPACE: 31.5"</i>	24 72 29	class 125 cwt 230 lb cu ft 34	2,362 W 2,213 P	2,551 W 2,378 P
	CR237224-FM - _ - _ - _ - CR217224-FM - _ - _ - _ -	kneespace credenza computer depth left and right box/file pedestal <i>KNEESPACE: 31.5"</i>	24 72 29	class 125 cwt 260 lb cu ft 34	2,484 W 2,341 P	2,683 W 2,516 P
	CR237224-FP - _ - _ - _ - CR217224-FP - _ - _ - _ -	kneespace credenza computer depth left and right file/file pedestal <i>KNEESPACE: 31.5"</i>	24 72 29	class 125 cwt 270 lb cu ft 34	2,687 W 2,481 P	2,903 W 2,789 P
	CR2366-3Q - _ - _ - _ - CR2166-3Q - _ - _ - _ -	kneespace credenza left and right box/file pedestal <i>KNEESPACE: 25.5"</i>	20 66 29	class 125 cwt 210 lb cu ft 26	1,967 W 1,737 P	2,125 W 1,870 P
	CR2366-FM - _ - _ - _ - CR2166-FM - _ - _ - _ -	kneespace credenza left and right box/file pedestal <i>KNEESPACE: 25.5"</i>	20 66 29	class 125 cwt 235 lb cu ft 26	2,036 W 1,820 P	2,198 W 1,957 P

	model number	description	d w h	freight	list \$ zone 1	list \$ zone 2
	CR2366-FP - _ - _ - _ - CR2166-FP - _ - _ - _ -	kneespace credenza left and right file/file pedestal <i>KNEESPACE: 25.5"</i>	20 66 29	class 125 cwt 260 lb cu ft 26	2,378 W 2,086 P	2,571 W 2,241 P
	CR2366D-3Q - _ - _ - _ - CR2166D-3Q - _ - _ - _ -	storage credenza left and right box/file pedestal double hinged door center three adjustable shelves <i>ADDITIONAL SHELVES \$77 EACH</i>	20 66 29	class 125 cwt 225 lb cu ft 26	2,196 W 1,914 P	2,370 W 2,058 P
	CR2366D-FM - _ - _ - _ - CR2166D-FM - _ - _ - _ -	storage credenza left and right box/file pedestal double hinged door center three adjustable shelves <i>ADDITIONAL SHELVES \$77 EACH</i>	20 66 29	class 125 cwt 230 lb cu ft 26	2,241 W 2,041 P	2,421 W 2,195 P
	CR2366D-FP - _ - _ - _ - CR2166D-FP - _ - _ - _ -	storage credenza left and right file/file pedestal double sliding door center adjustable shelf <i>ADDITIONAL SHELVES \$77 EACH</i>	20 66 29	class 125 cwt 235 lb cu ft 26	2,674 W 2,342 P	2,885 W 2,518 P
	CR236624-3Q - _ - _ - _ - CR216624-3Q - _ - _ - _ -	kneespace credenza left and right box/file pedestal <i>KNEESPACE: 25.5"</i>	24 66 29	class 125 cwt 225 lb cu ft 30	2,260 W 2,075 P	2,440 W 2,233 P
	CR236624-FM - _ - _ - _ - CR216624-FM - _ - _ - _ -	kneespace credenza left and right box/file pedestal <i>KNEESPACE: 25.5"</i>	24 66 29	class 125 cwt 245 lb cu ft 30	2,340 W 2,184 P	2,528 W 2,340 P
	CR236624-FP - _ - _ - _ - CR216624-FP - _ - _ - _ -	kneespace credenza left and right file/file pedestal <i>KNEESPACE: 25.5"</i>	24 66 29	class 125 cwt 270 lb cu ft 30	2,471 W 2,405 P	2,698 W 2,668 P
	DBT2372R-3Q - _ - _ - _ - DBT2172R-3Q - _ - _ - _ -	bow front single pedestal desk right box/file pedestal pull out slide	42 72 29	class 125 cwt 270 lb cu ft 55	3,839 W 3,262 P	4,146 W 3,524 P
	DBT2372L-3Q - _ - _ - _ - DBT2172L-3Q - _ - _ - _ -	bow front single pedestal desk left box/file pedestal pull out slide	42 72 29	class 125 cwt 270 lb cu ft 55	3,839 W 3,262 P	4,146 W 3,524 P

top

P laminate top
W veneer top

\$125 list upcharge for putting any additional pulls on a 2300/2100 unit - allegro - forte - presto

edge



chassis models

3Q 3/4 pedestal
3/4 modesty
FM 3/4 pedestal
full modesty
FP full pedestal
full modesty

laminated
tops only

3L-P walnut
4L-P dark mahogany on walnut
25M-P mahogany on walnut
25B-P ebony on walnut
25C-P cherry on walnut
2ML-P natural maple
3ML-P light maple
4ML-P medium maple
5ML-P cherry on maple
6LC-P light cherry on cherry
7MC-P medium cherry on cherry
8DC-P dark cherry on cherry

veneered
top and
chassis
finish

3L-W walnut
2KL-W walnut
4L-W dark mahogany on walnut
25M-W dark mahogany on walnut
25B-W ebony on walnut
25C-W cherry on walnut
2ML-W natural maple
3ML-W light maple
4ML-W medium maple
5ML-W cherry on maple
6LC-W light cherry on cherry

7MC-W medium cherry on cherry
8DC-W dark cherry on cherry
9BC-W burgundy cherry on cherry

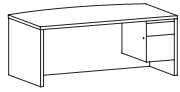
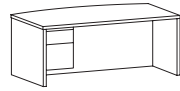
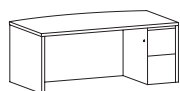

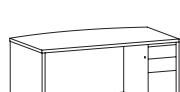




FBT2372-3Q-3L-W-E

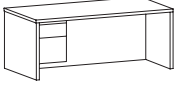
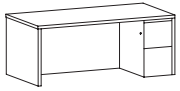

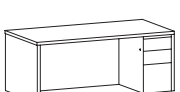

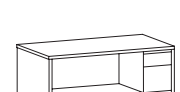

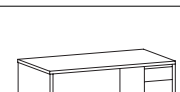
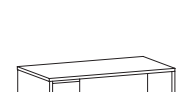
unit identification (type), top dimension, chassis option - **chassis & top finish** - **top material** - **edge option**

ovation/bravo | 2300/2100 series

| wood top, veneer chassis, veneer drawer fronts
| laminate top, veneer chassis, veneer drawer fronts



	model number	description	d	w	h	freight	list \$ zone 1	list \$ zone 2
	DBT2372R-FM - __ - - - - DBT2172R-FM - __ - - - -	bow front single pedestal desk right box/file pedestal pull out slide	42	72	29	class 125 cwt 275 lb cu ft 55	3,949 W 3,363 P	4,265 W 3,633 P
	DBT2372L-FM - __ - - - - DBT2172L-FM - __ - - - -	bow front single pedestal desk left box/file pedestal pull out slide	42	72	29	class 125 cwt 275 lb cu ft 55	3,949 W 3,363 P	4,265 W 3,633 P
	DBT2372R-FP - __ - - - - DBT2172R-FP - __ - - - -	bow front single pedestal desk right file/file pedestal pull out slide	42	72	29	class 125 cwt 295 lb cu ft 55	4,122 W 3,494 P	4,452 W 3,773 P
	DBT2372L-FP - __ - - - - DBT2172L-FP - __ - - - -	bow front single pedestal desk left file/file pedestal pull out slide	42	72	29	class 125 cwt 295 lb cu ft 55	4,122 W 3,494 P	4,452 W 3,773 P
	DBT2372R-FP3D - __ - - - - DBT2172R-FP3D - __ - - - -	bow front single pedestal desk right box/box/file pedestal pull out slide	42	72	29	class 125 cwt 295 lb cu ft 55	4,346 W 3,894 P	4,695 W 4,207 P
	DBT2372L-FP3D - __ - - - - DBT2172L-FP3D - __ - - - -	bow front single pedestal desk left box/box/file pedestal pull out slide	42	72	29	class 125 cwt 295 lb cu ft 55	4,346 W 3,894 P	4,695 W 4,207 P
	D2372R-3Q - - - - - - - - D2172R-3Q - - - - - - - -	single pedestal desk right box/file pedestal pull out slide	36	72	29	class 125 cwt 265 lb cu ft 53	2,440 W 1,985 P	2,636 W 2,090 P
	D2372L-3Q - - - - - - - - D2172L-3Q - - - - - - - -	single pedestal desk left box/file pedestal pull out slide	36	72	29	class 125 cwt 265 lb cu ft 53	2,440 W 1,985 P	2,636 W 2,090 P
	D2372R-FM - - - - - - - - D2172R-FM - - - - - - - -	single pedestal desk right box/file pedestal pull out slide	36	72	29	class 125 cwt 270 lb cu ft 53	2,550 W 2,055 P	2,755 W 2,220 P

	model number	description	d	w	h	freight	list \$ zone 1	list \$ zone 2
	D2372L-FM - - - - - - - - D2172L-FM - - - - - - - -	single pedestal desk left box/file pedestal pull out slide	36	72	29	class 125 cwt 270 lb cu ft 53	2,550 W 2,055 P	2,755 W 2,220 P
	D2372R-FP - - - - - - - - D2172R-FP - - - - - - - -	single pedestal desk right file/file pedestal pull out slide	36	72	29	class 125 cwt 290 lb cu ft 53	2,723 W 2,216 P	2,941 W 2,393 P
	D2372L-FP - - - - - - - - D2172L-FP - - - - - - - -	single pedestal desk left file/file pedestal pull out slide	36	72	29	class 125 cwt 290 lb cu ft 53	2,723 W 2,216 P	2,941 W 2,393 P
	D2372R-FP3D - - - - - - - - D2172R-FP3D - - - - - - - -	single pedestal desk right box/box/file pedestal pull out slide	36	72	29	class 125 cwt 290 lb cu ft 53	2,947 W 2,616 P	3,184 W 2,826 P
	D2372L-FP3D - - - - - - - - D2172L-FP3D - - - - - - - -	single pedestal desk left box/box/file pedestal pull out slide	36	72	29	class 125 cwt 290 lb cu ft 53	2,947 W 2,616 P	3,184 W 2,826 P
	D2366R-3Q - - - - - - - - D2166R-3Q - - - - - - - -	single pedestal desk right box/file pedestal pull out slide	36	66	29	class 125 cwt 255 lb cu ft 48	2,311 W 1,931 P	2,497 W 2,086 P
	D2366L-3Q - - - - - - - - D2166L-3Q - - - - - - - -	single pedestal desk left box/file pedestal pull out slide	36	66	29	class 125 cwt 255 lb cu ft 48	2,311 W 1,931 P	2,497 W 2,086 P
	D2366R-FM - - - - - - - - D2166R-FM - - - - - - - -	single pedestal desk right box/file pedestal pull out slide	36	66	29	class 125 cwt 260 lb cu ft 48	2,417 W 1,947 P	2,611 W 2,102 P
	D2366L-FM - - - - - - - - D2166L-FM - - - - - - - -	single pedestal desk left box/file pedestal pull out slide	36	66	29	class 125 cwt 260 lb cu ft 48	2,417 W 1,947 P	2,611 W 2,102 P

top

P laminate top
W veneer top

\$125 list upcharge for putting any additional pulls on a 2300/2100 unit - allegro - forte - presto

edge



chassis models

3Q 3/4 pedestal
3/4 modesty
FM 3/4 pedestal
full modesty
FP full pedestal
full modesty

laminated
tops only

3L-P walnut
4L-P dark mahogany on walnut
25M-P mahogany on walnut
25B-P ebony on walnut
25C-P cherry on walnut
2ML-P natural maple
3ML-P light maple
4ML-P medium maple
5ML-P cherry on maple
6LC-P light cherry on cherry
7MC-P medium cherry on cherry
8DC-P dark cherry on cherry

veneered
top and
chassis
finish

3L-W walnut
2KL-W walnut
4L-W dark mahogany on walnut
25M-W dark mahogany on walnut
25B-W ebony on walnut
25C-W cherry on walnut
2ML-W natural maple
3ML-W light maple
4ML-W medium maple
5ML-W cherry on maple
6LC-W light cherry on cherry

7MC-W medium cherry on cherry
8DC-W dark cherry on cherry
9BC-W burgundy cherry on cherry

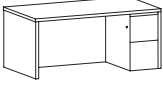
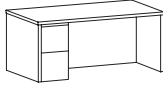
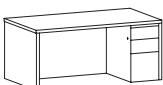

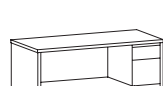




FBT2372-3Q-3L-W-E

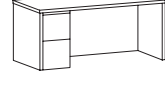
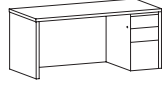
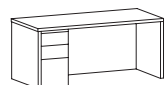
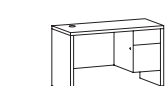



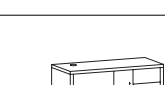
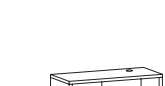
unit identification (type), top dimension, chassis option - **chassis & top finish** - **top material** - **edge option**

ovation/bravo | 2300/2100 series

| wood top, veneer chassis, veneer drawer fronts
| laminate top, veneer chassis, veneer drawer fronts



	model number	description	d	w	h	freight	list \$ zone 1	list \$ zone 2
	D2366R-FP - _ - _ - _ - _ D2166R-FP - _ - _ - _ - _	single pedestal desk right file/file pedestal pull out slide	36	66	29	class 125 cwt 280 lb cu ft 48	2,566 W 2,192 P	2,771 W 2,367 P
	D2366L-FP - _ - _ - _ - _ D2166L-FP - _ - _ - _ - _	single pedestal desk left file/file pedestal pull out slide	36	66	29	class 125 cwt 280 lb cu ft 48	2,566 W 2,192 P	2,771 W 2,367 P
	D2366R-FP3D - _ - _ - _ - _ D2166R-FP3D - _ - _ - _ - _	single pedestal desk right box/box/file pedestal pull out slide	36	66	29	class 125 cwt 280 lb cu ft 48	2,775 W 2,331 P	2,998 W 2,580 P
	D2366L-FP3D - _ - _ - _ - _ D2166L-FP3D - _ - _ - _ - _	single pedestal desk left box/box/file pedestal pull out slide	36	66	29	class 125 cwt 280 lb cu ft 48	2,775 W 2,331 P	2,998 W 2,580 P
	D236630R-3Q - _ - _ - _ - _ D216630R-3Q - _ - _ - _ - _	single pedestal desk right box/file pedestal pull out slide	30	66	29	class 125 cwt 240 lb cu ft 40	1,969 W 1,622 P	2,156 W 1,752 P
	D236630L-3Q - _ - _ - _ - _ D216630L-3Q - _ - _ - _ - _	single pedestal desk left box/file pedestal pull out slide	30	66	29	class 125 cwt 240 lb cu ft 40	1,969 W 1,622 P	2,156 W 1,752 P
	D236630R-FM - _ - _ - _ - _ D216630R-FM - _ - _ - _ - _	single pedestal desk right box/file pedestal pull out slide	30	66	29	class 125 cwt 245 lb cu ft 40	1,994 W 1,646 P	2,154 W 1,778 P
	D236630L-FM - _ - _ - _ - _ D216630L-FM - _ - _ - _ - _	single pedestal desk left box/file pedestal pull out slide	30	66	29	class 125 cwt 245 lb cu ft 40	1,994 W 1,646 P	2,154 W 1,778 P
	D236630R-FP - _ - _ - _ - _ D216630R-FP - _ - _ - _ - _	single pedestal desk right file/file pedestal pull out slide	30	66	29	class 125 cwt 265 lb cu ft 40	2,443 W 1,826 P	2,639 W 1,971 P

	model number	description	d	w	h	freight	list \$ zone 1	list \$ zone 2
	D236630L-FP - _ - _ - _ - _ D216630L-FP - _ - _ - _ - _	single pedestal desk left file/file pedestal pull out slide	30	66	29	class 125 cwt 265 lb cu ft 40	2,443 W 1,826 P	2,639 W 1,971 P
	D236630R-FP3D - _ - _ - _ - _ D216630R-FP3D - _ - _ - _ - _	single pedestal desk right box/box/file pedestal pull out slide	30	66	29	class 125 cwt 265 lb cu ft 40	2,566 W 1,916 P	2,770 W 2,070 P
	D236630L-FP3D - _ - _ - _ - _ D216630L-FP3D - _ - _ - _ - _	single pedestal desk left box/box/file pedestal pull out slide	30	66	29	class 125 cwt 265 lb cu ft 40	2,566 W 1,916 P	2,770 W 2,070 P
	D2348R-3Q - _ - _ - _ - _ D2148R-3Q - _ - _ - _ - _	single pedestal desk right box/file pedestal grommet in top for wire management	24	48	29	class 125 cwt 170 lb cu ft 24 KNEESPACE: 30"	1,668 W 1,244 P	1,800 W 1,344 P
	D2348L-3Q - _ - _ - _ - _ D2148L-3Q - _ - _ - _ - _	single pedestal desk left box/file pedestal grommet in top for wire management	24	48	29	class 125 cwt 170 lb cu ft 24 KNEESPACE: 30"	1,668 W 1,244 P	1,800 W 1,344 P
	D2348R-FM - _ - _ - _ - _ D2148R-FM - _ - _ - _ - _	single pedestal desk right box/file pedestal grommet in top for wire management	24	48	29	class 125 cwt 175 lb cu ft 24 KNEESPACE: 30"	1,755 W 1,270 P	1,894 W 1,372 P
	D2348L-FM - _ - _ - _ - _ D2148L-FM - _ - _ - _ - _	single pedestal desk left box/file pedestal grommet in top for wire management	24	48	29	class 125 cwt 175 lb cu ft 24 KNEESPACE: 30"	1,755 W 1,270 P	1,894 W 1,372 P
	D2348R-FP - _ - _ - _ - _ D2148R-FP - _ - _ - _ - _	single pedestal desk right box/box/file pedestal grommet in top for wire management	24	48	29	class 125 cwt 225 lb cu ft 24 KNEESPACE: 30"	2,090 W 1,465 P	2,258 W 1,582 P
	D2348L-FP - _ - _ - _ - _ D2148L-FP - _ - _ - _ - _	single pedestal desk left box/box/file pedestal grommet in top for wire management	24	48	29	class 125 cwt 225 lb cu ft 24 KNEESPACE: 30"	2,090 W 1,465 P	2,258 W 1,582 P

top

P laminate top
W veneer top

\$125 list upcharge for putting any additional pulls on a 2300/2100 unit - allegro - forte - presto

edge



chassis models

3Q 3/4 pedestal
3/4 modesty
FM 3/4 pedestal
full modesty
FP full pedestal
full modesty

laminated
tops only

3L-P walnut
4L-P dark mahogany on walnut
25M-P mahogany on walnut
25B-P ebony on walnut
25C-P cherry on walnut
2ML-P natural maple
3ML-P light maple
4ML-P medium maple
5ML-P cherry on maple
6LC-P light cherry on cherry
7MC-P medium cherry on cherry
8DC-P dark cherry on cherry

veneered
top and
chassis
finish

3L-W walnut
2KL-W walnut
4L-W dark mahogany on walnut
25M-W mahogany on walnut
25B-W ebony on walnut
25C-W cherry on walnut
2ML-W natural maple
3ML-W light maple
4ML-W medium maple
5ML-W cherry on maple
6LC-W light cherry on cherry

7MC-W medium cherry on cherry
8DC-W dark cherry on cherry
9BC-W burgundy cherry on cherry

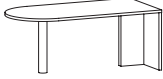
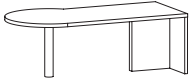
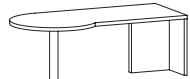

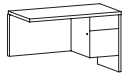
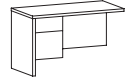
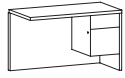
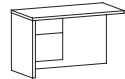
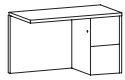
FBT2372-3Q-3L-W-E

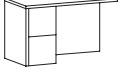
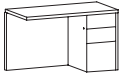
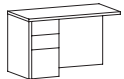

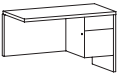
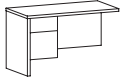
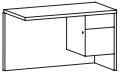
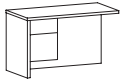
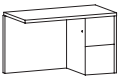
unit identification (type), top dimension, chassis option - **chassis & top finish** - **top material** - **edge option**


ovation/bravo | 2300/2100 series

| wood top, veneer chassis, veneer drawer fronts
| laminate top, veneer chassis, veneer drawer fronts



	model number	description	d	w	h	freight	list \$ zone 1	list \$ zone 2
	BT2372 - - - - BT2172 - - - -	bullet top 'T' support end black metal support column	36	72	29	class 125 cwt 170 lb cu ft 23	3,410 W 2,704 P	3,684 W 2,921 P
	PT2384R - - - - PT2184R - - - -	p-top 'T' support end black metal support column <i>SHIPPED KD</i>	42	84	29	class 125 cwt 177 lb cu ft 23	3,514 W 3,051 P	3,796 W 3,296 P
	PT2384L - - - - PT2184L - - - -	p-top 'T' support end black metal support column <i>MODESTY \$210 UPCHARGE SHIPPED KD</i>	42	84	29	class 125 cwt 177 lb cu ft 23	3,514 W 3,051 P	3,796 W 3,296 P
	CU2342 - - - - CU2142 - - - -	corner unit <i>KNEESPACE: 26"</i>	42	42	29	class 85 kd cwt 188 lb cu ft 7	2,004 W 1,549 P	2,164 W 1,672 P
	R2324R-3Q - - - - R2124R-3Q - - - -	single pedestal return right box/file pedestal <i>FOR USE ONLY WITH 42" CORNER UNIT</i>	24	48	29	class 125 cwt 150 lb cu ft 23	1,259 W 1,117 P	1,332 W 1,204 P
	R2324L-3Q - - - - R2124L-3Q - - - -	single pedestal return left box/file pedestal <i>FOR USE ONLY WITH 42" CORNER UNIT</i>	24	48	29	class 125 cwt 150 lb cu ft 23	1,259 W 1,117 P	1,332 W 1,204 P
	R2324R-FM - - - - R2124R-FM - - - -	single pedestal return right box/file pedestal <i>FOR USE ONLY WITH 42" CORNER UNIT</i>	24	48	29	class 125 cwt 155 lb cu ft 23	1,319 W 1,156 P	1,426 W 1,247 P
	R2324L-FM - - - - R2124L-FM - - - -	single pedestal return left box/file pedestal <i>FOR USE ONLY WITH 42" CORNER UNIT</i>	24	48	29	class 125 cwt 155 lb cu ft 23	1,319 W 1,156 P	1,426 W 1,247 P
	R2324R-2D - - - - R2124R-2D - - - -	single pedestal return right file/file pedestal <i>FOR USE ONLY WITH 42" CORNER UNIT</i>	24	48	29	class 125 cwt 175 lb cu ft 23	1,408 W 1,175 P	1,527 W 1,275 P

	model number	description	d	w	h	freight	list \$ zone 1	list \$ zone 2
	R2324L-2D - - - - R2124L-2D - - - -	single pedestal return left file/file pedestal <i>FOR USE ONLY WITH 42" CORNER UNIT</i>	24	48	29	class 125 cwt 175 lb cu ft 23	1,408 W 1,175 P	1,527 W 1,275 P
	R2324R-3D - - - - R2124R-3D - - - -	single pedestal return right box/box/file pedestal <i>FOR USE ONLY WITH 42" CORNER UNIT</i>	24	48	29	class 125 cwt 175 lb cu ft 23	1,478 W 1,245 P	1,598 W 1,345 P
	R2324L-3D - - - - R2124L-3D - - - -	single pedestal return left box/box/file pedestal <i>FOR USE ONLY WITH 42" CORNER UNIT</i>	24	48	29	class 125 cwt 175 lb cu ft 23	1,478 W 1,245 P	1,598 W 1,345 P
	CU2338 - - - - CU2138 - - - -	corner unit <i>KNEESPACE: 26"</i>	38	38	29	class 85 kd cwt 100 lb cu ft 7	1,709 W 1,402 P	1,846 W 1,514 P
	R2320R-3Q - - - - R2120R-3Q - - - -	single pedestal return right box/file pedestal <i>FOR USE ONLY WITH 38" CORNER UNIT</i>	20	48	29	class 125 cwt 150 lb cu ft 23	1,259 W 1,117 P	1,332 W 1,204 P
	R2320L-3Q - - - - R2120L-3Q - - - -	single pedestal return left box/file pedestal <i>FOR USE ONLY WITH 38" CORNER UNIT</i>	20	48	29	class 125 cwt 150 lb cu ft 23	1,259 W 1,117 P	1,332 W 1,204 P
	R2320R-FM - - - - R2120R-FM - - - -	single pedestal return right box/file pedestal <i>FOR USE ONLY WITH 38" CORNER UNIT</i>	20	48	29	class 125 cwt 155 lb cu ft 23	1,319 W 1,259 P	1,426 W 1,247 P
	R2320L-FM - - - - R2120L-FM - - - -	single pedestal return left box/file pedestal <i>FOR USE ONLY WITH 38" CORNER UNIT</i>	20	48	29	class 125 cwt 155 lb cu ft 23	1,319 W 1,259 P	1,426 W 1,247 P
	R2320R-2D - - - - R2120R-2D - - - -	single pedestal return right file/file pedestal <i>FOR USE ONLY WITH 38" CORNER UNIT</i>	20	48	29	class 125 cwt 175 lb cu ft 23	1,408 W 1,175 P	1,527 W 1,275 P

top	P laminate top W veneer top	\$197 list upcharge for (TH) Typing Height \$125 list upcharge for putting any additional pulls on a 2300/2100 unit → allegro → forte → presto
edge		

chassis models	laminate tops only	3L-P walnut 4L-P dark mahogany on walnut 25M-P dark mahogany on walnut 25B-P mahogany on walnut 25C-P ebony on walnut 2ML-P cherry on walnut 3ML-P natural maple 4ML-P light maple 5ML-P medium maple 6LC-P light cherry on cherry 7MC-P medium cherry on cherry 8DC-P dark cherry on cherry	veneer top and chassis finish	3L-W walnut 2KL-W dark mahogany on walnut 4L-W dark mahogany on walnut 25M-W mahogany on walnut 25B-W ebony on walnut 25C-W cherry on walnut 2ML-W natural maple 3ML-W light maple 4ML-W medium maple 5ML-W light cherry on maple 6LC-W light cherry on cherry	7MC-W medium cherry on cherry 8DC-W dark cherry on cherry 9BC-W burgundy cherry on cherry
-----------------------	---------------------------	-------------------------------------------------------------------------------------------------------------------------------------------------------------------------------------------------------------------------------------------------------------------------------------------------------------------------------------------------------------------------------------------------------------------	--------------------------------------	---------------------------------------------------------------------------------------------------------------------------------------------------------------------------------------------------------------------------------------------------------------------------------------------------------------------------------------------------------------------------	----------------------------------------------------------------------------------------------------------------------

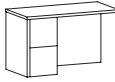
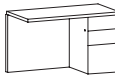
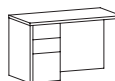
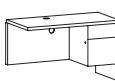

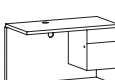



FBT2372-3Q-3L-W-E


unit identification (type), top dimension, chassis option - **chassis & top finish** - **top material** - **edge option**

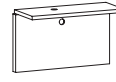
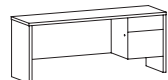
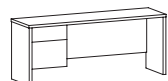
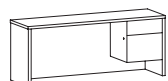
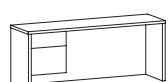
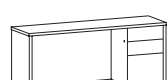

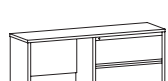

ovation/bravo | 2300/2100 series

| wood top, veneer chassis, veneer drawer fronts
| laminate top, veneer chassis, veneer drawer fronts



	model number	description	d	w	h	freight	list \$ zone 1	list \$ zone 2
	R2320L-2D - _ - - - R2120L-2D - _ - - -	single pedestal return left file/file pedestal <i>FOR USE ONLY WITH 38" CORNER UNIT</i>	20	48	29	class 125 cwt 175 lb cu ft 23	1,408 W 1,175 P	1,527 W 1,275 P
	R2320R-3D - _ - - - R2120R-3D - _ - - -	single pedestal return right box/box/file pedestal <i>FOR USE ONLY WITH 38" CORNER UNIT</i>	20	48	29	class 125 cwt 175 lb cu ft 23	1,478 W 1,245 P	1,598 W 1,345 P
	R2320L-3D - _ - - - R2120L-3D - _ - - -	single pedestal return left box/box/file pedestal <i>FOR USE ONLY WITH 38" CORNER UNIT</i>	20	48	29	class 125 cwt 175 lb cu ft 23	1,478 W 1,245 P	1,598 W 1,345 P
	R2348R-EH3Q - _ - - - R2148R-EH3Q - _ - - -	single pedestal return right box/file pedestal <i>FOR USE WITH ANY SINGLE PEDESTAL DESK OR CREDENZA</i>	24	48	29	class 125 cwt 150 lb cu ft 23	1,259 W 1,117 P	1,332 W 1,204 P
	R2348L-EH3Q - _ - - - R2148L-EH3Q - _ - - -	single pedestal return left box/file pedestal <i>FOR USE WITH ANY SINGLE PEDESTAL DESK OR CREDENZA</i>	24	48	29	class 125 cwt 150 lb cu ft 23	1,259 W 1,117 P	1,332 W 1,204 P
	R2348R-EHFM - _ - - - R2148R-EHFM - _ - - -	single pedestal return right box/file pedestal <i>FOR USE WITH ANY SINGLE PEDESTAL DESK OR CREDENZA</i>	24	48	29	class 125 cwt 155 lb cu ft 23	1,319 W 1,259 P	1,426 W 1,247 P
	R2348L-EHFM - _ - - - R2148L-EHFM - _ - - -	single pedestal return left box/file pedestal <i>FOR USE WITH ANY SINGLE PEDESTAL DESK OR CREDENZA</i>	24	48	29	class 125 cwt 155 lb cu ft 23	1,319 W 1,259 P	1,426 W 1,247 P
	R2348R-EHFP - _ - - - R2148R-EHFP - _ - - -	single pedestal return right box/box/file pedestal <i>FOR USE WITH ANY SINGLE PEDESTAL DESK OR CREDENZA</i>	24	48	29	class 125 cwt 175 lb cu ft 23	1,478 W 1,245 P	1,598 W 1,345 P
	R2348L-EHFP - _ - - - R2148L-EHFP - _ - - -	single pedestal return left box/box/file pedestal <i>FOR USE WITH ANY SINGLE PEDESTAL DESK OR CREDENZA</i>	24	48	29	class 125 cwt 175 lb cu ft 23	1,478 W 1,245 P	1,598 W 1,345 P

top	P laminate top	\$197 list upcharge for (TH) Typing Height
	W veneer top	
edge		\$125 list upcharge for putting any additional pulls on a 2300/2100 unit → allegro → forte → presto
		

	model number	description	d	w	h	freight	list \$ zone 1	list \$ zone 2
	B2348-EH - _ - _ - - - B2148-EH - _ - _ - - -	bridge open kneespace <i>KNEESPACE: OPEN</i>	20	48	29	class 125 kd cwt 65 lb cu ft 6	898 W 483 P	969 W 522 P
	C2372R-3Q - _ - _ - - - C2172R-3Q - _ - _ - - -	single pedestal credenza right box/file pedestal	20	72	29	class 125 cwt 210 lb cu ft 28	1,530 W 1,405 P	1,652 W 1,517 P
	C2372L-3Q - _ - _ - - - C2172L-3Q - _ - _ - - -	single pedestal credenza left box/file pedestal	20	72	29	class 125 cwt 210 lb cu ft 28	1,530 W 1,405 P	1,652 W 1,517 P
	C2372R-FM - _ - _ - - - C2172R-FM - _ - _ - - -	single pedestal credenza right box/file pedestal	20	72	29	class 125 cwt 215 lb cu ft 28	1,677 W 1,475 P	1,811 W 1,594 P
	C2372L-FM - _ - _ - - - C2172L-FM - _ - _ - - -	single pedestal credenza left box/file pedestal	20	72	29	class 125 cwt 215 lb cu ft 28	1,677 W 1,475 P	1,811 W 1,594 P
	C2372R-FP - _ - _ - - - C2172R-FP - _ - _ - - -	single pedestal credenza right box/box/file pedestal	20	72	29	class 125 cwt 225 lb cu ft 28	2,047 W 1,792 P	2,209 W 1,935 P
	C2372L-FP - _ - _ - - - C2172L-FP - _ - _ - - -	single pedestal credenza left box/box/file pedestal	20	72	29	class 125 cwt 225 lb cu ft 28	2,047 W 1,792 P	2,209 W 1,935 P
	C2372R-3Q2F - _ - - - C2172R-3Q2F - _ - - -	single pedestal credenza right lateral file pedestal	20	72	29	class 125 cwt 290 lb cu ft 28	1,783 W 1,739 P	1,926 W 1,879 P
	C2372L-3Q2F - _ - - - C2172L-3Q2F - _ - - -	single pedestal credenza left lateral file pedestal	20	72	29	class 125 cwt 290 lb cu ft 28	1,783 W 1,739 P	1,926 W 1,879 P

chassis models	3Q 3/4 pedestal 3/4 modesty	laminates tops only	3L-P walnut	veneers top and chassis finish	3L-W walnut	7MC-W medium cherry on cherry
	FM 3/4 pedestal full modesty		4L-P dark mahogany on walnut		4L-W dark mahogany on walnut	
FP full pedestal full modesty		25M-P mahogany on walnut	25M-W dark mahogany on walnut	9BC-W burgundy cherry on cherry		
		25B-P ebony on walnut	25B-W ebony on walnut			
		25C-P cherry on walnut	25C-W cherry on walnut			
		2ML-P natural maple	2ML-W natural maple			
		3ML-P light maple	3ML-W light maple			
		4ML-P medium maple	4ML-W medium maple			
		5ML-P cherry on maple	5ML-W cherry on maple			
		6LC-P light cherry on cherry	6LC-W light cherry on cherry			
		7MC-P medium cherry on cherry				
		8DC-P dark cherry on cherry				

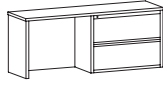
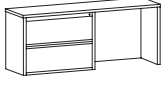
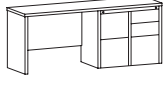
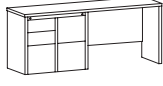
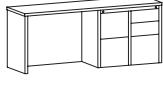
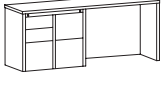
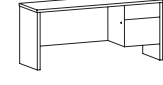
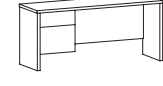
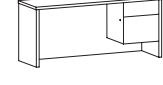
FBT2372-3Q-3L-W-E

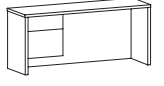
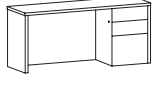
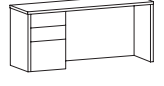
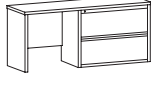
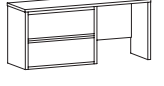
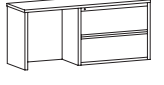
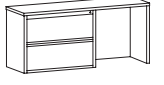
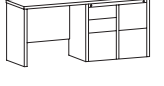
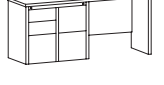
unit identification (type), top dimension, chassis option - **chassis & top finish** - **top material** - **edge option**

ovation/bravo | 2300/2100 series

| wood top, veneer chassis, veneer drawer fronts
| laminate top, veneer chassis, veneer drawer fronts



	model number	description	d	w	h	freight	list \$ zone 1	list \$ zone 2
	C2372R-FM2F - _ _ - - - - C2172R-FM2F - _ _ - - - -	single pedestal credenza right lateral file pedestal	20	72	29	class 125 cwt 295 lb cu ft 28	1,928 W 1,831 P	2,081 W 1,978 P
	C2372L-FM2F - _ _ - - - - C2172L-FM2F - _ _ - - - -	single pedestal credenza left lateral file pedestal	20	72	29	class 125 cwt 295 lb cu ft 28	1,928 W 1,831 P	2,081 W 1,978 P
	C2372R-3Q5D - _ _ - - - - C2172R-3Q5D - _ _ - - - -	single pedestal credenza right multi-file pedestal	20	72	29	class 125 cwt 290 lb cu ft 28	1,951 W 1,876 P	2,107 W 2,025 P
	C2372L-3Q5D - _ _ - - - - C2172L-3Q5D - _ _ - - - -	single pedestal credenza left multi-file pedestal	20	72	29	class 125 cwt 290 lb cu ft 28	1,951 W 1,876 P	2,107 W 2,025 P
	C2372R-FM5D - _ _ - - - - C2172R-FM5D - _ _ - - - -	single pedestal credenza right multi-file pedestal	20	72	29	class 125 cwt 295 lb cu ft 28	2,651 W 2,388 P	2,863 W 2,602 P
	C2372L-FM5D - _ _ - - - - C2172L-FM5D - _ _ - - - -	single pedestal credenza left multi-file pedestal	20	72	29	class 125 cwt 295 lb cu ft 28	2,651 W 2,388 P	2,863 W 2,602 P
	C2366R-3Q - _ _ - _ - - - - C2166R-3Q - _ _ - _ - - - -	single pedestal credenza right box/file pedestal	20	66	29	class 125 cwt 200 lb cu ft 26	1,545 W 1,307 P	1,668 W 1,412 P
	C2366L-3Q - _ _ - _ - - - - C2166L-3Q - _ _ - _ - - - -	single pedestal credenza left box/file pedestal	20	66	29	class 125 cwt 200 lb cu ft 26	1,545 W 1,307 P	1,668 W 1,412 P
	C2366R-FM - _ _ - _ - - - - C2166R-FM - _ _ - _ - - - -	single pedestal credenza right box/file pedestal	20	66	29	class 125 cwt 205 lb cu ft 26	1,683 W 1,500 P	1,817 W 1,620 P

	model number	description	d	w	h	freight	list \$ zone 1	list \$ zone 2
	C2366L-FM - _ _ - _ - - - - C2166L-FM - _ _ - _ - - - -	single pedestal credenza left box/file pedestal	20	66	29	class 125 cwt 205 lb cu ft 26	1,683 W 1,500 P	1,817 W 1,620 P
	C2366R-FP - _ _ - _ - - - - C2166R-FP - _ _ - _ - - - -	single pedestal credenza right box/file pedestal	20	66	29	class 125 cwt 215 lb cu ft 26	1,891 W 1,639 P	2,044 W 1,771 P
	C2366L-FP - _ _ - _ - - - - C2166L-FP - _ _ - _ - - - -	single pedestal credenza left box/file pedestal	20	66	29	class 125 cwt 215 lb cu ft 26	1,891 W 1,639 P	2,044 W 1,771 P
	C2366R-3Q2F - _ _ - - - - C2166R-3Q2F - _ _ - - - -	single pedestal credenza right lateral file pedestal	20	66	29	class 125 cwt 280 lb cu ft 26	1,649 W 1,413 P	1,781 W 1,525 P
	C2366L-3Q2F - _ _ - - - - C2166L-3Q2F - _ _ - - - -	single pedestal credenza left lateral file pedestal	20	66	29	class 125 cwt 280 lb cu ft 26	1,649 W 1,413 P	1,781 W 1,525 P
	C2366R-FM2F - _ _ - - - - C2166R-FM2F - _ _ - - - -	single pedestal credenza right lateral file pedestal	20	66	29	class 125 cwt 285 lb cu ft 26	1,788 W 1,605 P	1,931 W 1,733 P
	C2366L-FM2F - _ _ - - - - C2166L-FM2F - _ _ - - - -	single pedestal credenza left lateral file pedestal	20	66	29	class 125 cwt 285 lb cu ft 26	1,788 W 1,605 P	1,931 W 1,733 P
	C2366R-3Q5D - _ _ - - - - C2166R-3Q5D - _ _ - - - -	single pedestal credenza right multi-file pedestal	20	66	29	class 125 cwt 280 lb cu ft 26	2,101 W 2,031 P	2,270 W 2,194 P
	C2366L-3Q5D - _ _ - - - - C2166L-3Q5D - _ _ - - - -	single pedestal credenza left multi-file pedestal	20	66	29	class 125 cwt 280 lb cu ft 26	2,101 W 2,031 P	2,270 W 2,194 P

top

P laminate top
W veneer top

\$125 list upcharge for putting any additional pulls on a 2300/2100 unit - allegro - forte - presto

edge



chassis models

3Q 3/4 pedestal
3/4 modesty
FM 3/4 pedestal
full modesty
FP full pedestal
full modesty

laminated
tops only

3L-P walnut
4L-P dark mahogany on walnut
25M-P mahogany on walnut
25B-P ebony on walnut
25C-P cherry on walnut
2ML-P natural maple
3ML-P light maple
4ML-P medium maple
5ML-P cherry on maple
6LC-P light cherry on cherry
7MC-P medium cherry on cherry
8DC-P dark cherry on cherry

veneers
top and
chassis
finish

3L-W walnut
2KL-W walnut
4L-W dark mahogany on walnut
25M-W mahogany on walnut
25B-W ebony on walnut
25C-W cherry on walnut
2ML-W natural maple
3ML-W light maple
4ML-W medium maple
5ML-W cherry on maple
6LC-W light cherry on cherry

7MC-W medium cherry on cherry
8DC-W dark cherry on cherry
9BC-W burgundy cherry on cherry



	model number	description	d	w	h	freight	list \$ zone 1	list \$ zone 2
	C2366R-FM5D - __ - - - - C2166R-FM5D - __ - - - -	single pedestal credenza right multi-file pedestal	20	66	29	class 125 cwt 285 lb cu ft 26	2,497 W 2,338 P	2,697 W 2,526 P
	C2366L-FM5D - __ - - - - C2166L-FM5D - __ - - - -	single pedestal credenza left multi-file pedestal	20	66	29	class 125 cwt 285 lb cu ft 26	2,497 W 2,338 P	2,697 W 2,526 P
	WH66 - __	66" wide wall hung unit overhead four hinged doors	16	66	16	class 125 cwt 110 lb cu ft 13	1,666	1,798
	WH48 - __	48" wide wall hung unit overhead three hinged doors	16	48	16	class 125 cwt 90 lb cu ft 10	1,282	1,348
	WH36 - __	36" wide wall hung unit overhead two hinged doors	16	36	16	class 125 cwt 75 lb cu ft 7	839	906
	OUGL2172 - __ - __ OUFG2172 - __ - __	72" wide overhead storage unit with framed glass doors "FG" has frosted glass	17	70.25	43.25	class 125 cwt 210 lb cu ft 40	434 500	434 500
	OUGL2166 - __ - __ OUFG2166 - __ - __	66" wide overhead storage unit with framed glass doors "FG" has frosted glass	17	64.25	43.25	class 125 cwt 190 lb cu ft 38	434 500	434 500
	ODGL2172 - __ - __ ODFG2172 - __ - __	72" wide overhead storage unit with framed glass doors "FG" has frosted glass	17	70.25	43.25	class 125 cwt 200 lb cu ft 40 OPENING: 25.9"	217 250	217 250
	ODGL2166 - __ - __ ODFG2166 - __ - __	66" wide overhead storage unit with framed glass doors "FG" has frosted glass	17	64.25	43.25	class 125 cwt 175 lb cu ft 38 OPENING: 25.9"	217 250	217 250

	model number	description	d	w	h	freight	list \$ zone 1	list \$ zone 2
	OOU2372 - __ - __ OOU2172 - __ - __	72" wide overhead storage unit four hinged doors three wire management grommets	17	70.25	43.25	class 125 cwt 210 lb cu ft 40 OPENING: 25.9"	2,213 2,213	2,382 2,382
	OOU2366 - __ - __ OOU2166 - __ - __	66" wide overhead storage unit four hinged doors three wire management grommets	17	64.25	43.25	class 125 cwt 190 lb cu ft 38 OPENING: 25.9"	2,138 2,138	2,304 2,304
	OOD2372 - __ - __ OOD2172 - __ - __	72" wide overhead storage unit with open center one hinged door on each end three wire management grommets	17	70.25	43.25	class 125 cwt 200 lb cu ft 40 OPENING: 25.9"	1,997 1,997	2,105 2,105
	OOD2366 - __ - __ OOD2166 - __ - __	66" wide storage unit with open center one hinged door on each end three wire management grommets	17	64.25	43.25	class 125 cwt 175 lb cu ft 38 OPENING: 25.9"	1,854 1,854	2,004 2,004
	OOU2372 - __ - __ OOU2172 - __ - __	72" wide open overhead storage unit with open center three wire management grommets	17	70.25	43.25	class 125 cwt 195 lb cu ft 40 OPENING: 25.9"	1,649 1,649	1,780 1,780
	OOU2366 - __ - __ OOU2166 - __ - __	66" wide open overhead storage unit with open center three wire management grommets	17	64.25	43.25	class 125 cwt 170 lb cu ft 38 OPENING: 25.9"	1,588 1,588	1,716 1,716
	OOU2136 - __ - __	36" wide overhead with two doors	16.5	35	43.25	class 125 cwt 115 lb cu ft 19	1,507	1,634
	OOU2148 - __ - __	48" wide overhead with three doors	16.5	48	43.25	class 125 cwt 150 lb cu ft 26	1,721	1,863
	H2348 - __ H2148 - __	hutch with wire management grommets with two adjustable shelves CAN BE USED WITH A 48" DESK OR COMPUTER PRINTER STAND ADDITIONAL SHELVES \$77 EACH	14	47	24	class 125 cwt 90 lb cu ft 12	902 902	971 971

ovation/bravo
2300/2100

ovation/bravo
2300/2100

top

P laminate top
W veneer top

\$125 list upcharge for putting any additional pulls on a 2300/2100 unit - allegro - forte - presto

edge



chassis models

3Q 3/4 pedestal
3/4 modesty
FM 3/4 pedestal
full modesty
FP full pedestal
full modesty

laminate
tops only

3L-P walnut
4L-P dark mahogany on walnut
25M-P mahogany on walnut
25B-P ebony on walnut
25C-P cherry on walnut
2ML-P natural maple
3ML-P light maple
4ML-P medium maple
5ML-P cherry on maple
6LC-P light cherry on cherry
7MC-P medium cherry on cherry
8DC-P dark cherry on cherry

veneer
top and
chassis
finish

3L-W walnut
2KL-W walnut
4L-W dark mahogany on walnut
25M-W mahogany on walnut
25B-W ebony on walnut
25C-W cherry on walnut
2ML-W natural maple
3ML-W light maple
4ML-W medium maple
5ML-W cherry on maple
6LC-W light cherry on cherry

7MC-W medium cherry on cherry
8DC-W dark cherry on cherry
9BC-W burgundy cherry on cherry

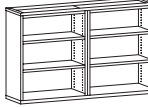


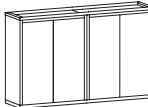
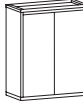
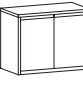
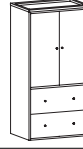
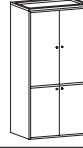
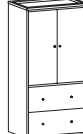
FBT2372-3Q-3L-W-E


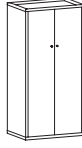

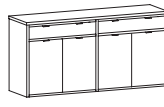
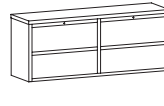
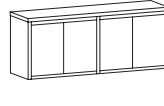



unit identification (type), top dimension, chassis option - **chassis & top finish** - top material - edge option

ovation/bravo | 2300/2100 series

| wood top, veneer chassis, veneer drawer fronts
| laminate top, veneer chassis, veneer drawer fronts



	model number	description	d	w	h	freight	list \$ zone 1	list \$ zone 2
	HO2371 - _ - _ HO2171 - _ - _	hutch TO SET ON 4HW2374, FD2374, 4HW2174 OR 4FD2174 ADDITIONAL SHELVES \$77 EACH	16.5	70	43.25	class 125 cwt 200 lb cu ft 42	2,602	2,962
	HO2336 - _ - _ HO2136 - _ - _	hutch TO SET ON HW2337, 2FD2337, HW2137 OR 2FD2137 ADDITIONAL SHELVES \$77 EACH	16.5	35	43.25	class 125 cwt 100 lb cu ft 21	1,288	1,466
	CUH - _	corner unit hutch for use with CU2338 or CU2138	38	12	32	class 85 kd cwt 105 lb cu ft 20	1,507	1,659
	HW2371 - _ - _ HW2171 - _ - _	hinged door cabinet wood doors two adjustable shelves in each side TO SET ON 4HW2374, FD2374, 4HW2174, 4FD2174, CR2372D OR CR2172D ADDITIONAL SHELVES \$77 EACH	16.5	70	43.25	class 125 cwt 250 lb cu ft 42	3,783	4,095
	HW2336 - _ - _ HW2136 - _ - _	hinged door cabinet wood doors two adjustable shelves in each side TO SET ON HW2337, 2FD2337, HW2137 OR 2FD2137 ADDITIONAL SHELVES \$77 EACH	16.5	35	43.25	class 125 cwt 125 lb cu ft 21	1,891	2,048
	HW2337 - _ - _ HW2137 - _ - _	hinged door cabinet wood doors one adjustable shelf ADDITIONAL SHELVES \$77 EACH	20	36	29	class 125 cwt 175 lb cu ft 16	1,629	1,756
	AV23722F - _ - _ AV21722F - _ - _	tv cabinet pocket doors with pull-out swivel tv tray upper lateral file below ADDITIONAL SHELVES \$77 EACH	24	36	72	class 125 cwt 340 lb cu ft 43	4,953	5,349
	AV2372HW - _ - _ AV2172HW - _ - _	tv cabinet pocket doors with pull-out swivel tv tray upper hinged doors below ADDITIONAL SHELVES \$77 EACH	24	36	72	class 125 cwt 290 lb cu ft 43	4,785	5,170
	HW23722F - _ - _ HW21722F - _ - _	storage cabinet hinged doors with adjustable shelf upper lateral file below ADDITIONAL SHELVES \$77 EACH	24	36	72	class 125 cwt 320 lb cu ft 43	4,323	4,669

	model number	description	d	w	h	freight	list \$ zone 1	list \$ zone 2
	HW2372HW - _ - _ HW2172HW - _ - _	storage cabinet hinged doors with adjustable shelves upper and lower cabinets ADDITIONAL SHELVES \$77 EACH	24	36	72	class 125 cwt 270 lb cu ft 43	4,140	4,477
	WD2372 - _ - _ WD2172 - _ - _	wardrobe two hinged doors, hanging rod, three adjustable shelves ADDITIONAL SHELVES \$77 EACH	24	36	72 INSIDE DIMENSIONS: 21 33 69	class 125 cwt 320 lb cu ft 42	3,100	3,349
	WD2172-18R - _ WD2172-18L - _	wardrobe one hinged door INSIDE DIMENSIONS: 21 16.5 69	24	18	72	class 125 cwt 170 lb cu ft 23	2,230	2,442
	4HW2374D-36 - _ - _ 4HW2174D-36 - _ - _	serving height credenza two sets of hinged doors with one adjustable shelf on each side two drawers above ADDITIONAL SHELVES \$77 EACH	20	72	36	class 125 cwt 405 lb cu ft 37	3,793 W 3,319 P	4,097 W 3,583 P
	4FD2374 - _ - _ 4FD2174 - _ - _	lateral file/four drawers two drawers side by side under common top	20	72	29	class 125 cwt 340 lb cu ft 30	3,607 W 3,064 P	3,884 W 3,296 P
	4HW2372 - _ - _ 4HW2172 - _ - _	2-hinged door cabinets under common top with one adjustable shelf each INSIDE DIMENSIONS (EACH CABINET): 18 34.5 27 ADDITIONAL SHELVES \$77 EACH	20	72	29	class 125 cwt 260 lb cu ft 32	3,260 W 2,769 P	3,511 W 2,979 P
	4FD2337 - _ - _ 4FD2137 - _ - _	lateral file with four drawers standard with no-tip locking system	20	36	54.75	class 125 cwt 265 lb cu ft 29	2,664 W 2,375 P	2,876 W 2,668 P
	3FD2337 - _ - _ 3FD2137 - _ - _	lateral file with three drawers standard with no-tip locking system	20	36	41	class 125 cwt 255 lb cu ft 25	2,490 W 2,114 P	2,682 W 2,273 P
	2FD2337 - _ - _ 2FD2137 - _ - _	lateral file with two drawers standard with no-tip locking system	20	36	29	class 125 cwt 175 lb cu ft 16	1,803 W 1,490 P	1,943 W 1,632 P

top

P laminate top
W veneer top

\$125 list upcharge for putting any additional pulls on a 2300/2100 unit - allegro - forte - presto

edge



chassis models

3Q 3/4 pedestal
3/4 modesty

FM 3/4 pedestal
full modesty

FP full pedestal
full modesty

laminate
tops only



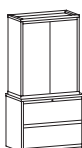


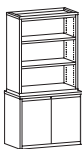


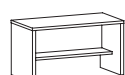
3L-P walnut
4L-P dark mahogany on walnut
25M-P mahogany on walnut
25B-P ebony on walnut
25C-P cherry on walnut
2ML-P natural maple
3ML-P light maple
4ML-P medium maple
5ML-P cherry on maple
6LC-P light cherry on cherry
7MC-P medium cherry on cherry
8DC-P dark cherry on cherry







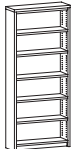

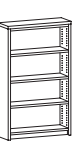
veneer
top and
chassis
finish

3L-W walnut
2KL-W walnut
4L-W dark mahogany on walnut
25M-W mahogany on walnut
25B-W ebony on walnut
25C-W cherry on walnut
2ML-W natural maple
3ML-W light maple
4ML-W medium maple
5ML-W cherry on maple
6LC-W light cherry on cherry

7MC-W medium cherry on cherry
8DC-W dark cherry on cherry
9BC-W burgundy cherry on cherry



	model number	description	d w h	freight	list \$ zone 1	list \$ zone 2
	MP2F - __	mobile pedestal file/file drawers with locking casters for use under any 29" surface black tray top no optional edge	18.9 15.6 27.25	class 125 cwt 75 lb cu ft 6	928	1,003
	MP3D - __	mobile pedestal box/box/file drawers with locking casters for use under any 29" surface black tray top no optional edge	18.9 15.6 27.25	class 125 cwt 75 lb cu ft 6	1,100	1,187
	HW2FD2337 - __ - __ - __ HW2FD2137 - __ - __ - __	hutch and lateral file wood doors and two adjustable shelves, two drawer lateral file with standard no tip locking system ADDITIONAL SHELVES \$77 EACH	20 36 72.5	class 125 cwt 300 lb cu ft 27	3,694 W 3,381 P	3,990 W 3,679 P
	HWHW2337 - __ - __ - __ HWHW2137 - __ - __ - __	hutch and hinged door cabinet wood doors and two adjustable shelves, hinged wood door cabinet has one adjustable shelf ADDITIONAL SHELVES \$77 EACH	20 36 72.5	class 125 cwt 300 lb cu ft 37	3,520 W 3,275 P	3,804 W 3,538 P
	HO2FD2337 - __ - __ - __ HO2FD2137 - __ - __ - __	open hutch and lateral file two adjustable shelves, two drawer lateral file with standard no-tip locking system ADDITIONAL SHELVES \$77 EACH	20 36 72.5	class 125 cwt 280 lb cu ft 37	3,090 W 2,778 P	3,409 W 3,097 P
	HOHW2337 - __ - __ - __ HOHW2137 - __ - __ - __	open hutch and hinged door cabinet two adjustable shelves, hinged wood door cabinet has one adjustable shelf ADDITIONAL SHELVES \$77 EACH	20 36 72.5	class 125 cwt 280 lb cu ft 37	2,917 W 2,672 P	3,222 W 2,956 P
	P2330 - __ - __ - __ P2130 - __ - __ - __	printer stand with paper slot one adjustable shelf DESIGNED TO FIT CG2348 OR CG2148 COMPUTER GROUP	20 30 29	class 125 cwt 95 lb cu ft 18	906 W 769 P	979 W 828 P
	CRP23483Q-29 - __ - __ - __ - __ CRP21483Q-29 - __ - __ - __ - __	computer printer stand one fixed shelf KNEESPACE: 45"	24 48 29	class 150 cwt 125 lb cu ft 22	1,563 W 1,328 P	1,682 W 1,427 P
	CRP23483Q - __ - __ - __ CRP21483Q - __ - __ - __	computer printer stand with one fixed shelf ADD \$151 LIST AND SPECIFY FOR LOCKING DUAL WHEEL CASTERS FOR UNIT HEIGHT OF 26.25" ADD \$96 LIST AND SPECIFY FOR LOCKING DUAL WHEEL CASTERS FOR UNIT HEIGHT OF 28.25"	24 48 26.25	class 150 cwt 125 lb cu ft 22	1,563 W 1,328 P	1,682 W 1,427 P

	model number	description	d w h	freight	list \$ zone 1	list \$ zone 2
	CRP2348FM-29 - __ - __ - __ - __ CRP2148FM-29 - __ - __ - __ - __	computer printer stand with one fixed shelf KNEESPACE: 45"	24 48 29	class 150 cwt 125 lb cu ft 22	1,563 W 1,328 P	1,682 W 1,427 P
	CRP2348FM - __ - __ - __ CRP2148FM - __ - __ - __	computer printer stand with one fixed shelf ADD \$151 LIST AND SPECIFY FOR LOCKING DUAL WHEEL CASTERS FOR UNIT HEIGHT OF 26.25" ADD \$96 LIST AND SPECIFY FOR LOCKING DUAL WHEEL CASTERS FOR UNIT HEIGHT OF 28.25"	24 48 26.25	class 150 cwt 125 lb cu ft 22	1,563 W 1,328 P	1,682 W 1,427 P
	CRP23363Q-29 - __ - __ - __ - __ CRP21363Q-29 - __ - __ - __ - __	computer printer stand with one fixed shelf KNEESPACE: 33"	24 36 29	class 125 cwt 115 lb cu ft 17	1,118 W 950 P	1,204 W 1,021 P
	CRP23363Q - __ - __ - __ CRP21363Q - __ - __ - __	computer printer stand with one fixed shelf ADD \$151 LIST AND SPECIFY FOR LOCKING DUAL WHEEL CASTERS FOR UNIT HEIGHT OF 26.25" ADD \$96 LIST AND SPECIFY FOR LOCKING DUAL WHEEL CASTERS FOR UNIT HEIGHT OF 28.25"	24 36 26.25	class 125 cwt 115 lb cu ft 17	1,118 W 950 P	1,204 W 1,021 P
	CRP2336FM-29 - __ - __ - __ - __ CRP2136FM-29 - __ - __ - __ - __	computer printer stand with one fixed shelf KNEESPACE: 33"	24 36 29	class 125 cwt 115 lb cu ft 17	1,118 W 950 P	1,204 W 1,021 P
	CRP2336FM - __ - __ - __ CRP2136FM - __ - __ - __	computer printer stand with one fixed shelf ADD \$151 LIST AND SPECIFY FOR LOCKING DUAL WHEEL CASTERS FOR UNIT HEIGHT OF 26.25" ADD \$96 LIST AND SPECIFY FOR LOCKING DUAL WHEEL CASTERS FOR UNIT HEIGHT OF 28.25"	24 36 26.25	class 125 cwt 115 lb cu ft 17	1,118 W 950 P	1,204 W 1,021 P
	BC2384 - __ - __ - __ BC2184 - __ - __ - __	bookcase four adjustable shelves one fixed shelf in center SOLID WOOD SHELVES \$23 EACH ADDITIONAL SHELVES \$77 EACH	12 36 84	class 125 cwt 145 lb cu ft 24	1,475 W 1,254 P	1,588 W 1,348 P
	BC2372 - __ - __ - __ BC2172 - __ - __ - __	bookcase three adjustable shelves one fixed shelf in center SOLID WOOD SHELVES \$23 EACH ADDITIONAL SHELVES \$77 EACH	12 36 72	class 125 cwt 130 lb cu ft 24	1,302 W 1,106 P	1,345 W 1,191 P
	BC2360 - __ - __ - __ BC2160 - __ - __ - __	bookcase two adjustable shelves one fixed shelf in center SOLID WOOD SHELVES \$23 EACH ADDITIONAL SHELVES \$77 EACH	12 36 60	class 125 cwt 115 lb cu ft 20	1,186 W 1,009 P	1,277 W 1,085 P

top P laminate top
W veneer top

\$125 list upcharge for putting any additional pulls on a 2300/2100 unit - allegro - forte - presto

edge



chassis models

3Q 3/4 pedestal
3/4 modesty

FM 3/4 pedestal
full modesty

FP full pedestal
full modesty

laminated tops only

3L-P walnut
4L-P dark mahogany on walnut
25M-P mahogany on walnut
25B-P ebony on walnut
25C-P cherry on walnut
2ML-P natural maple
3ML-P light maple
4ML-P medium maple
5ML-P cherry on maple
6LC-P light cherry on cherry
7MC-P medium cherry on cherry
8DC-P dark cherry on cherry

veneers top and chassis finish

3L-W walnut
2KL-W walnut
4L-W dark mahogany on walnut
25M-W dark mahogany on walnut
25B-W ebony on walnut
25C-W cherry on walnut
2ML-W natural maple
3ML-W light maple
4ML-W medium maple
5ML-W cherry on maple
6LC-W light cherry on cherry

7MC-W medium cherry on cherry
8DC-W dark cherry on cherry
9BC-W burgundy cherry on cherry

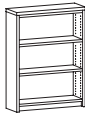


FBT2372-3Q-3L-W-E

unit identification (type), top dimension, chassis option - **chassis & top finish** - **top material** - **edge option**

ovation/bravo | 2300/2100 series

| wood top, veneer chassis, veneer drawer fronts
| laminate top, veneer chassis, veneer drawer fronts



	model number	description	d	w	h	freight	list \$ zone 1	list \$ zone 2
	BC2348 - _ - _ -	bookcase one adjustable shelf one fixed shelf	12	36	48	class 125 cwt 96 lb cu ft 16	1,026 W	1,106 W
	BC2148 - _ - _ -	SOLID WOOD SHELVES \$23 EACH ADDITIONAL SHELVES \$77 EACH					872 P	938 P
	BC2336 - _ - _ -	bookcase two adjustable shelves	12	36	36	class 125 cwt 85 lb cu ft 12	896 W	965 W
	BC2136 - _ - _ -	SOLID WOOD SHELVES \$23 EACH ADDITIONAL SHELVES \$77 EACH					762 P	820 P
	BC2330 - _ - _ -	bookcase one adjustable shelf	12	36	30	class 125 cwt 80 lb cu ft 11	839 W	904 W
	BC2130 - _ - _ -	SOLID WOOD SHELVES \$23 EACH ADDITIONAL SHELVES \$77 EACH					713 P	768 P

	model number	description	d	w	h	freight	list \$ zone 1	list \$ zone 2
	MBT2372R-EH3Q - _	executive "I" unit	90	72	29	class 125 cwt 410 lb cu ft 76	5,098 W	5,478 W
	MBT2172R-EH3Q - _						4,379 P	4,728 P


consists of:	d	w	h	quantity
DBT2372L-3Q-_-W or DBT2172L-3Q-_-P bow front single pedestal desk left box/file pedestal	42	72	29	1
	APPROACH: 13" KNEESPACE: 32"			
R2348R-EH3Q-_-W or R2148R-EH3Q-_-P single pedestal return right box/file pedestal	24	48	29	1
	KNEESPACE: 32"			

	model number	description	d	w	h	freight	list \$ zone 1	list \$ zone 2
	MBT2372L-EH3Q - _	executive "I" unit	90	72	29	class 125 cwt 410 lb cu ft 76	5,098 W	5,478 W
	MBT2172L-EH3Q - _						4,379 P	4,728 P

consists of:	d	w	h	quantity
DBT2372R-3Q-_-W or DBT2172R-3Q-_-P bow front single pedestal desk right box/file pedestal	42	72	29	1
	APPROACH: 13" KNEESPACE: 32"			
R2348L-EH3Q-_-W or R2148L-EH3Q-_-P single pedestal return left box/file pedestal	24	48	29	1
	KNEESPACE: 32"			

	model number	description	d	w	h	freight	list \$ zone 1	list \$ zone 2
	MBT2372R-EHFM -	executive "I" unit	90	72	29	class 125 cwt 430 lb cu ft 76	5,268 W	5,691 W
	MBT2172R-EHFM -						4,519 P	4,880 P

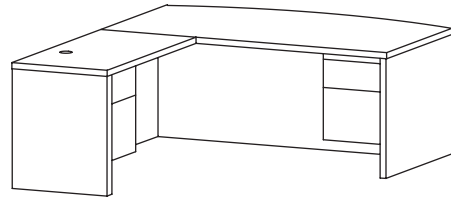
consists of:	d	w	h	quantity
DBT2372L-FM-_-W or DBT2172L-FM-_-P bow front single pedestal desk left box/file pedestal	42	72	29	1
	APPROACH: 13" KNEESPACE: 32"			
R2348R-EHFM-_-W or R2148R-EHFM-_-P single pedestal return right box/file pedestal	24	48	29	1
	KNEESPACE: 32"			

top	P	laminates	returns
	W	laminates top veneer top	custom length return sizes are available up to 65" with the grain direction running lengthwise (opposite the desk grain), add \$410 list and specify length. \$197 list upcharge for (TH) Typing Height \$125 list upcharge for putting any additional pulls on a 2300/2100 unit - allegro - forte - presto
edge			
			

chassis models	laminates	3L-P	4L-P	25M-P	25B-P	25C-P	2ML-P	3ML-P	4ML-P	5ML-P	6LC-P	7MC-P	8DC-P	veneer	3L-W	2KL-W	4L-W	25M-W	25B-W	25C-W	2ML-W	3ML-W	4ML-W	5ML-W	6LC-W	7MC-W	8DC-W	9BC-W
3Q 3/4 pedestal 3/4 modesty	tops only	walnut	dark mahogany on walnut	mahogany on walnut	ebony on walnut	cherry on walnut	natural maple	light maple	medium maple	cherry on maple	light cherry on cherry	medium cherry on cherry	dark cherry on cherry	top and chassis finish	walnut	walnut	dark mahogany on walnut	mahogany on walnut	ebony on walnut	cherry on walnut	natural maple	light maple	medium maple	cherry on maple	light cherry on cherry	medium cherry on cherry	dark cherry on cherry	burgundy cherry on cherry
FM 3/4 pedestal full modesty																												
FP full pedestal full modesty																												

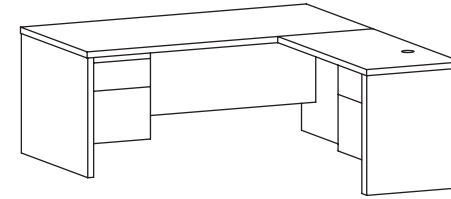


model number	description	d	w	h	freight	list \$ zone 1	list \$ zone 2
MBT2372L-EHFM - _	executive "I" unit	90	72	29	class 125 cwt 430 lb cu ft 76	5,268 W	5,691 W
MBT2172L-EHFM - _						4,519 P	4,880 P



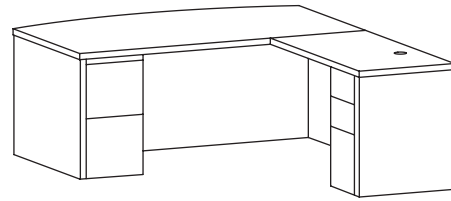
consists of:	d	w	h	quantity
DBT2372R-FM-_-W or DBT2172R-FM-_-P bow front single pedestal desk right box/file pedestal	42	72	29	1
	APPROACH: 13"			
	KNEESPACE: 30"			
R2348L-EHFM-_-W or R2148L-EHFM-_-P single pedestal return left box/file pedestal	24	48	29	1
	KNEESPACE: 32"			

model number	description	d	w	h	freight	list \$ zone 1	list \$ zone 2
M2372R-EH3Q - _	executive "I" unit	84	72	29	class 125 cwt 410 lb cu ft 76	3,699 W	3,968 W
M2172R-EH3Q - _						3,101 P	3,294 P



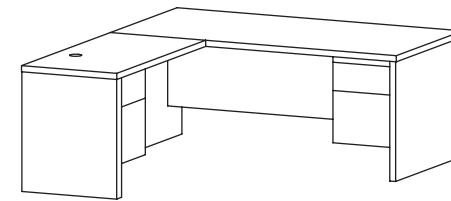
consists of:	d	w	h	quantity
D2372L-3Q-_-W or D2172L-3Q-_-P single pedestal desk left box/file pedestal	36	72	29	1
	APPROACH: 7"			
	KNEESPACE: 32"			
R2348R-EH3Q-_-W or R2148R-EH3Q-_-P single pedestal return right box/file pedestal	24	48	29	1
	KNEESPACE: 32"			

model number	description	d	w	h	freight	list \$ zone 1	list \$ zone 2
MBT2372R-EHFP - _	executive "I" unit	90	72	29	class 125 cwt 470 lb cu ft 76	5,600 W	6,049 W
MBT2172R-EHFP - _						4,739 P	5,118 P



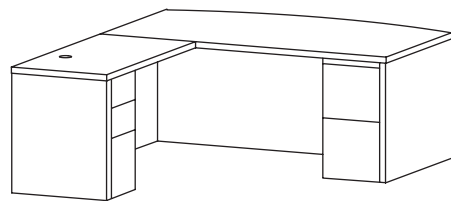
consists of:	d	w	h	quantity
DBT2372L-FP-_-W or DBT2172L-FP-_-P bow front single pedestal desk left file/file pedestal	42	72	29	1
	APPROACH: 13"			
	KNEESPACE: 32"			
R2348R-EHFP-_-W or R2148R-EHFP-_-P single pedestal return right box/box/file pedestal	24	48	29	1
	KNEESPACE: 32"			

model number	description	d	w	h	freight	list \$ zone 1	list \$ zone 2
M2372L-EH3Q - _	executive "I" unit	84	72	29	class 125 cwt 410 lb cu ft 76	3,699 W	3,968 W
M2172L-EH3Q - _						3,101 P	3,294 P



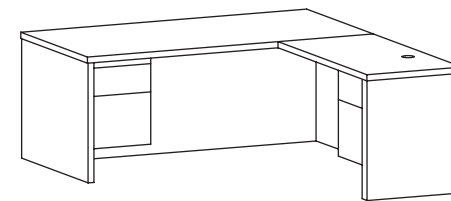
consists of:	d	w	h	quantity
D2372R-3Q-_-W or D2172R-3Q-_-P single pedestal desk right box/file pedestal	36	72	29	1
	APPROACH: 7"			
	KNEESPACE: 32"			
R2348L-EH3Q-_-W or R2148L-EH3Q-_-P single pedestal return left box/file pedestal	24	48	29	1
	KNEESPACE: 32"			

model number	description	d	w	h	freight	list \$ zone 1	list \$ zone 2
MBT2372L-EHFP - _	executive "I" unit	90	72	29	class 125 cwt 470 lb cu ft 76	5,600 W	6,049 W
MBT2172L-EHFP - _						4,739 P	5,118 P



consists of:	d	w	h	quantity
DBT2372R-FP-_-W or DBT2172R-FP-_-P bow front single pedestal desk right file/file pedestal	42	72	29	1
	APPROACH: 13"			
	KNEESPACE: 32"			
R2348L-EHFP-_-W or R2148L-EHFP-_-P single pedestal return left box/box/file pedestal	24	48	29	1
	KNEESPACE: 32"			

model number	description	d	w	h	freight	list \$ zone 1	list \$ zone 2
M2372R-EHFM - _	executive "I" unit	84	72	29	class 125 cwt 430 lb cu ft 76	3,870 W	4,181 W
M2172R-EHFM - _						3,211 P	3,467 P



consists of:	d	w	h	quantity
D2372L-FM-_-W or D2172L-FM-_-P single pedestal desk left box/file pedestal	36	72	29	1
	APPROACH: 7"			
	KNEESPACE: 32"			
R2348R-EHFM-_-W or R2148R-EHFM-_-P single pedestal return right box/file pedestal	24	48	29	1
	KNEESPACE: 32"			

top	P	W	returns
laminated top			custom length return sizes are available up to 65" with the grain direction running lengthwise (opposite the desk grain), add \$410 list and specify length.
veneered top			\$197 list upcharge for (TH) Typing Height
			\$125 list upcharge for putting any additional pulls on a 2300/2100 unit - allegro - forte - presto
edge			

chassis models	laminated tops only	veneered top and chassis finish
3Q 3/4 pedestal 3/4 modesty	3L-P walnut 4L-P dark mahogany on walnut 25M-P mahogany on walnut 25B-P ebony on walnut 25C-P cherry on walnut 2ML-P natural maple 3ML-P light maple 4ML-P medium maple 5ML-P cherry on maple 6LC-P light cherry on cherry 7MC-P medium cherry on cherry 8DC-P dark cherry on cherry	3L-W walnut 2KL-W walnut 4L-W dark mahogany on walnut 25M-W mahogany on walnut 25B-W ebony on walnut 25C-W cherry on walnut 2ML-W natural maple 3ML-W light maple 4ML-W medium maple 5ML-W cherry on maple 6LC-W light cherry on cherry
FM 3/4 pedestal full modesty		
FP full pedestal full modesty		
		7MC-W medium cherry on cherry 8DC-W dark cherry on cherry 9BC-W burgundy cherry on cherry

FBT2372-3Q-3L-W-E

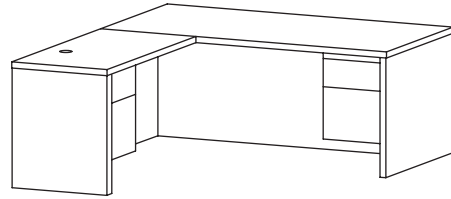
unit identification (type), top dimension, chassis option - **chassis & top finish - top material - edge option**

ovation/bravo | 2300/2100 series

| wood top, veneer chassis, veneer drawer fronts
| laminate top, veneer chassis, veneer drawer fronts

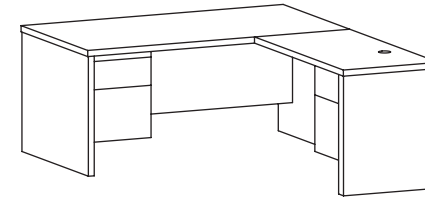


model number	description	d	w	h	freight	list \$ zone 1	list \$ zone 2
M2372L-EHFM - _	executive "I" unit	84	72	29	class 125 cwt 430 lb cu ft 76	3,870 W	4,181 W
M2172L-EHFM - _						3,211 P	3,467 P



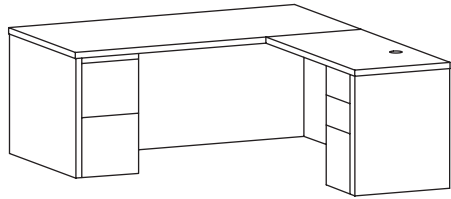
consists of:		d	w	h	quantity
D2372R-FM-_-W or D2172R-FM-_-P	single pedestal desk right box/file pedestal	36	72	29	1
		APPROACH: 7"		KNEESPACE: 32"	
R2348L-EHFM-_-W or R2148L-EHFM-_-P	single pedestal return left box/file pedestal	24	48	29	1
		KNEESPACE: 32"			

model number	description	d	w	h	freight	list \$ zone 1	list \$ zone 2
M2366R-EH3Q - _	executive "I" unit	84	66	29	class 125 cwt 410 lb cu ft 76	3,570 W	3,829 W
M2166R-EH3Q - _						3,048 P	3,290 P



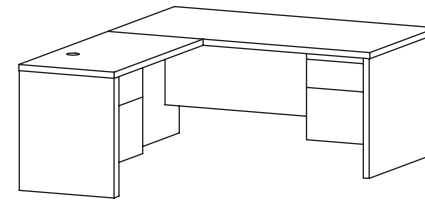
consists of:		d	w	h	quantity
D2366L-FP-_-W or D2166L-FP-_-P	single pedestal desk left box/file pedestal	36	66	29	1
		APPROACH: 7"		KNEESPACE: 26"	
R2348R-EH3Q-_-W or R2148R-EH3Q-_-P	single pedestal credenza right box/file pedestal	24	48	29	1
		KNEESPACE: 32"			

model number	description	d	w	h	freight	list \$ zone 1	list \$ zone 2
M2372R-EHFP - _	executive "I" unit	84	72	29	class 125 cwt 470 lb cu ft 76	4,201 W	4,538 W
M2172R-EHFP - _						3,461 P	3,738 P



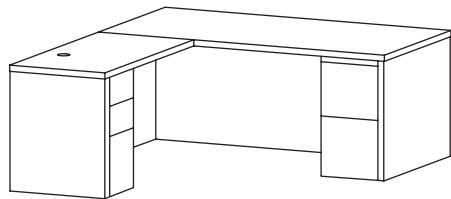
consists of:		d	w	h	quantity
D2372L-FP-_-W or D2172L-FP-_-P	single pedestal desk left file/file pedestal	36	72	29	1
		APPROACH: 7"		KNEESPACE: 32"	
R2348R-EHFP-_-W or R2148R-EHFP-_-P	single pedestal return right box/box/file pedestal	24	48	29	1
		KNEESPACE: 32"			

model number	description	d	w	h	freight	list \$ zone 1	list \$ zone 2
M2366L-EH3Q - _	executive "I" unit	84	66	29	class 125 cwt 410 lb cu ft 76	3,570 W	3,829 W
M2166L-EH3Q - _						3,048 P	3,290 P



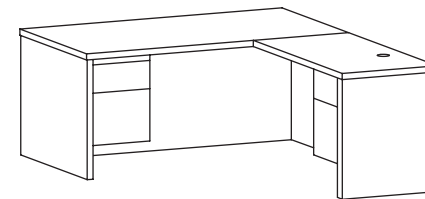
consists of:		d	w	h	quantity
D2366R-3Q-_-W or D2166R-3Q-_-P	single pedestal desk right box/file pedestal	36	66	29	1
		APPROACH: 7"		KNEESPACE: 26"	
R2348L-EH3Q-_-W or R2148L-EH3Q-_-P	single pedestal credenza left box/file pedestal	24	48	29	1
		KNEESPACE: 32"			

model number	description	d	w	h	freight	list \$ zone 1	list \$ zone 2
M2372L-EHFP - _	executive "I" unit	84	72	29	class 125 cwt 470 lb cu ft 76	4,201 W	4,538 W
M2172L-EHFP - _						3,461 P	3,738 P



consists of:		d	w	h	quantity
D2372R-FP-_-W or D2172R-FP-_-P	single pedestal desk right file/file pedestal	36	72	29	1
		APPROACH: 7"		KNEESPACE: 32"	
R2348L-EHFP-_-W or R2148L-EHFP-_-P	single pedestal return left box/box/file pedestal	24	48	29	1
		KNEESPACE: 32"			

model number	description	d	w	h	freight	list \$ zone 1	list \$ zone 2
M2366R-EHFM - _	executive "I" unit	84	66	29	class 125 cwt 430 lb cu ft 76	3,737 W	4,037 W
M2166R-EHFM - _						3,102 P	3,350 P



consists of:		d	w	h	quantity
D2366L-FM-_-W or D2166L-FM-_-P	single pedestal desk left box/file pedestal	36	66	29	1
		APPROACH: 7"		KNEESPACE: 26"	
R2348R-EHFM-_-W or R2148R-EHFM-_-P	single pedestal credenza right box/file pedestal	24	48	29	1
		KNEESPACE: 32"			

top
P laminate top
W veneer top

returns custom length return sizes are available up to 65" with the grain direction running lengthwise (opposite the desk grain), add \$410 list and specify length.
\$197 list upcharge for (TH) Typing Height
\$125 list upcharge for putting any additional pulls on a 2300/2100 unit - allegro - forte - presto

edge



chassis models

3Q 3/4 pedestal
3/4 modesty

FM 3/4 pedestal
full modesty

FP full pedestal
full modesty

laminates
tops only

3L-P walnut
4L-P dark mahogany on walnut
25M-P mahogany on walnut
25B-P ebony on walnut
25C-P cherry on walnut
2ML-P natural maple
3ML-P light maple
4ML-P medium maple
5ML-P cherry on maple
6LC-P light cherry on cherry
7MC-P medium cherry on cherry
8DC-P dark cherry on cherry

veneers
top and
chassis
finish

3L-W walnut
2KL-W walnut
4L-W dark mahogany on walnut
25M-W mahogany on walnut
25B-W ebony on walnut
25C-W cherry on walnut
2ML-W natural maple
3ML-W light maple
4ML-W medium maple
5ML-W cherry on maple
6LC-W light cherry on cherry

7MC-W medium cherry on cherry
8DC-W dark cherry on cherry
9BC-W burgundy cherry on cherry

FBT2372-3Q-3L-W-E

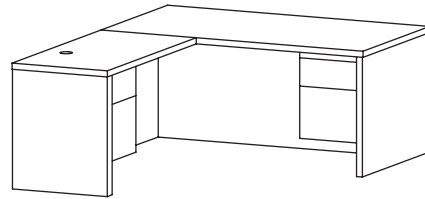
unit identification (type), top dimension, chassis option - **chassis & top finish - top material - edge option**

ovation/bravo | 2300/2100 series

| wood top, veneer chassis, veneer drawer fronts
| laminate top, veneer chassis, veneer drawer fronts

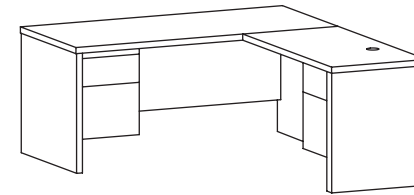


model number	description	d	w	h	freight	list \$ zone 1	list \$ zone 2
M2366L-EHFM - _	executive "I" unit	84	66	29	class 125 cwt 430 lb cu ft 76	3,737 W	4,037 W
M2166L-EHFM - _						3,102 P	3,350 P



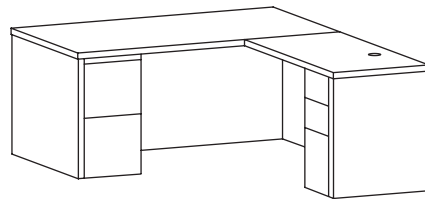
consists of:	d	w	h	quantity
D2366R-FM-_-W or D2166R-FM-_-P single pedestal desk right box/file pedestal with a pull out arm slide	36	66	29	1
R2348L-EHFM-_-W or R2148L-EHFM-_-P single pedestal credenza right box/file pedestal	24	48	29	1

model number	description	d	w	h	freight	list \$ zone 1	list \$ zone 2
M236630R-EH3Q - _	executive "I" unit	78	66	29	class 125 cwt 400 lb cu ft 68	3,228 W	3,488 W
M216630R-EH3Q - _						2,739 P	2,956 P



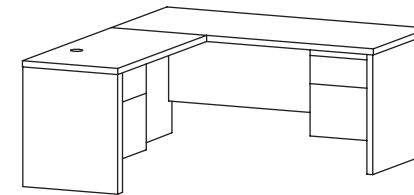
consists of:	d	w	h	quantity
D236630L-3Q-_-W or D216630L-3Q-_-P single pedestal desk left box/file pedestal	30	66	29	1
R2348R-EH3Q-_-W or R2148R-EH3Q-_-P single pedestal return right box/file pedestal	24	48	29	1

model number	description	d	w	h	freight	list \$ zone 1	list \$ zone 2
M2366R-EHFP - _	executive "I" unit	84	66	29	class 125 cwt 470 lb cu ft 76	4,044 W	4,368 W
M2166R-EHFP - _						3,437 P	3,712 P



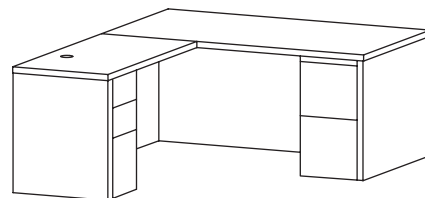
consists of:	d	w	h	quantity
D2366L-FP-_-W or D2166L-FP-_-P single pedestal desk left file/file pedestal with a pull out arm slide	36	66	29	1
R2348R-EHFP-_-W or R2148R-EHFP-_-P single pedestal credenza right box/box/file pedestal	24	48	29	1

model number	description	d	w	h	freight	list \$ zone 1	list \$ zone 2
M236630L-EH3Q - _	executive "I" unit	78	66	29	class 125 cwt 400 lb cu ft 68	3,228 W	3,488 W
M216630L-EH3Q - _						2,739 P	2,956 P



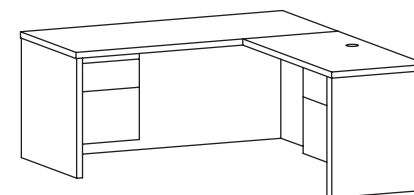
consists of:	d	w	h	quantity
D236630R-3Q-_-W or D216630R-3Q-_-P single pedestal desk right box/file pedestal	30	66	29	1
R2348L-EH3Q-_-W or R2148L-EH3Q-_-P single pedestal return left box/file pedestal	24	48	29	1

model number	description	d	w	h	freight	list \$ zone 1	list \$ zone 2
M2366L-EHFP - _	executive "I" unit	84	66	29	class 125 cwt 470 lb cu ft 76	4,044 W	4,368 W
M2166L-EHFP - _						3,437 P	3,712 P



consists of:	d	w	h	quantity
D2366R-FP-_-W or D2166R-FP-_-P single pedestal desk right file/file pedestal with a pull out arm slide	36	66	29	1
R2348L-EHFP-_-W or R2148L-EHFP-_-P single pedestal credenza left box/box/file pedestal	24	48	29	1

model number	description	d	w	h	freight	list \$ zone 1	list \$ zone 2
M236630R-EHFM - _	executive "I" unit	78	66	29	class 125 cwt 420 lb cu ft 68	3,314 W	3,555 W
M216630R-EHFM - _						2,802 P	3,025 P



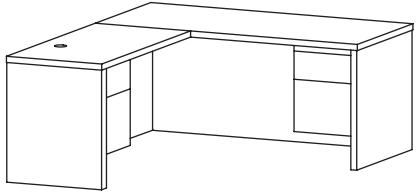
consists of:	d	w	h	quantity
D236630L-3Q-_-W or D216630L-3Q-_-P single pedestal desk left box/file pedestal	30	66	29	1
R2348R-EHFM-_-W or R2148R-EHFM-_-P single pedestal return right box/file pedestal	24	48	29	1

top	P	laminates	returns
	W	laminates	custom length return sizes are available up to 65" with the grain direction running lengthwise (opposite the desk grain), add \$410 list and specify length.
			\$197 list upcharge for (TH) Typing Height
			\$125 list upcharge for putting any additional pulls on a 2300/2100 unit - allegro - forte - presto
edge			

chassis models	laminates	3L-P	4L-P	25M-P	25B-P	25C-P	2ML-P	3ML-P	4ML-P	5ML-P	6LC-P	7MC-P	8DC-P	veneers	3L-W	2KL-W	4L-W	25M-W	25B-W	25C-W	2ML-W	3ML-W	4ML-W	5ML-W	6LC-W	7MC-W	8DC-W	9BC-W
3Q 3/4 pedestal 3/4 modesty	tops only	walnut	dark mahogany on walnut	dark mahogany on walnut	ebony on walnut	cherry on walnut	natural maple	light maple	medium maple	cherry on maple	light cherry on cherry	medium cherry on cherry	dark cherry on cherry	top and chassis finish	walnut	walnut	dark mahogany on walnut	dark mahogany on walnut	ebony on walnut	cherry on walnut	natural maple	light maple	medium maple	cherry on maple	light cherry on cherry	medium cherry on cherry	dark cherry on cherry	burgundy cherry on cherry
FM 3/4 pedestal full modesty																												
FP full pedestal full modesty																												

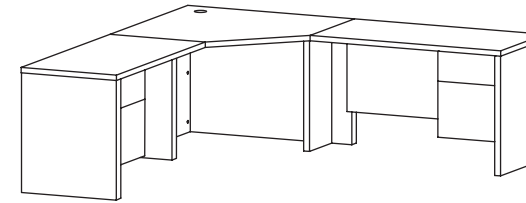


model number	description	d	w	h	freight	list \$ zone 1	list \$ zone 2
M236630L-EHFM - _	executive "I" unit	78	66	29	class 125 cwt 420 lb cu ft 68	3,314 W	3,555 W
M216630L-EHFM - _						2,802 P	3,025 P



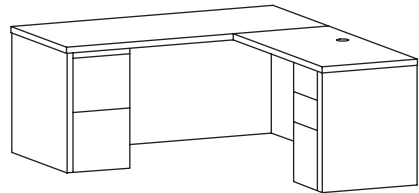
consists of:		d	w	h	quantity
D236630R-FM-_-W or D216630R-FM-_-P	single pedestal desk	30	66	29	1
	right box/file pedestal				
R2348L-EHFM-_-W or R2148L-EHFM-_-P	single pedestal return	24	48	29	1
	left box/file pedestal				

model number	description	d	w	h	freight	list \$ zone 1	list \$ zone 2
CS2324-3Q - _ - _	corner station	90	90	29	class 125 cwt 425 lb cu ft 50	4,522 W	4,828 W
CS2124-3Q - _ - _						3,782 P	4,080 P



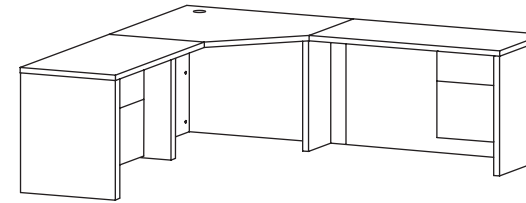
consists of:		d	w	h	quantity
CU2342-_-W or CU2142-_-P	corner unit	42	42	29	1
	grommet				
R2324R-3Q-_-W or R2124R-3Q-_-P	single pedestal return	24	48	29	1
	right box/file pedestal				
R2324L-3Q-_-W or R2124L-3Q-_-P	single pedestal return	24	48	29	1
	left box/file pedestal				

model number	description	d	w	h	freight	list \$ zone 1	list \$ zone 2
M236630R-EHFP - _	executive "I" unit	78	66	29	class 125 cwt 460 lb cu ft 68	3,921 W	4,236 W
M216630R-EHFP - _						3,071 P	3,317 P



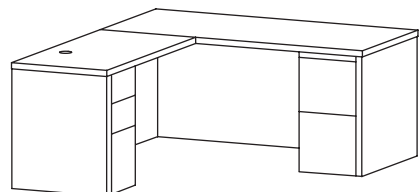
consists of:		d	w	h	quantity
D236630R-FP-_-W or D216630R-FP-_-P	single pedestal desk	30	66	29	1
	left file/file pedestal				
R2348R-EHFP-_-W or R2148R-EHFP-_-P	single pedestal credenza	24	48	29	1
	right box/box/file pedestal				

model number	description	d	w	h	freight	list \$ zone 1	list \$ zone 2
CS2324-FM - _ - _	corner station	90	90	29	class 125 cwt 425 lb cu ft 50	4,643 W	5,015 W
CS2124-FM - _ - _						3,860 P	4,166 P



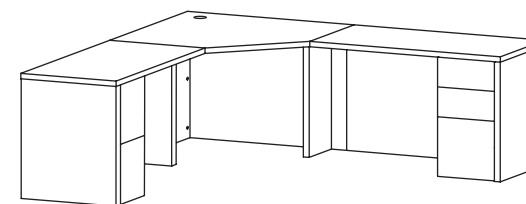
consists of:		d	w	h	quantity
CU2342-_-W or CU2142-_-P	corner unit	42	42	29	1
	grommet				
R2324R-3FM-_-W or R2124R-3FM-_-P	single pedestal return	24	48	29	1
	right box/file pedestal				
R2324L-3FM-_-W or R2124L-3FM-_-P	single pedestal return	24	48	29	1
	left box/file pedestal				

model number	description	d	w	h	freight	list \$ zone 1	list \$ zone 2
M236630L-EHFP - _	executive "I" unit	78	66	29	class 125 cwt 460 lb cu ft 68	3,921 W	4,236 W
M216630L-EHFP - _						3,071 P	3,317 P



consists of:		d	w	h	quantity
D236630R-FP-_-W or D216630R-FP-_-P	single pedestal desk	30	66	29	1
	right file/file pedestal				
R2348L-EHFP-_-W or R2148L-EHFP-_-P	single pedestal credenza	24	48	29	1
	left box/box/file pedestal				

model number	description	d	w	h	freight	list \$ zone 1	list \$ zone 2
CS2324-FPBR - _	corner station	90	90	29	class 125 cwt 425 lb cu ft 50	4,890 W	5,289 W
CS2124-FPBR - _						3,970 P	4,292 P



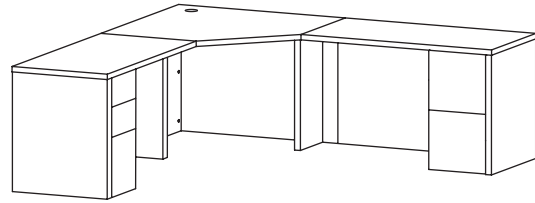
consists of:		d	w	h	quantity
CU2342-_-W or CU2142-_-P	corner unit	42	42	29	1
	grommet				
R2324R-3D-_-W or R2124R-3D-_-P	single pedestal return	24	48	29	1
	right box/box/file pedestal				
R2324L-2D-_-W or R2124L-2D-_-P	single pedestal return	24	48	29	1
	left file/file pedestal				

top	P	laminated top	returns
	W	veneer top	custom length return sizes are available up to 65" with the grain direction running lengthwise (opposite the desk grain), add \$410 list and specify length. \$197 list upcharge for (TH) Typing Height \$125 list upcharge for putting any additional pulls on a 2300/2100 unit - allegro - forte - presto
edge			

chassis models	laminated tops only	3L-P	walnut	veneer top and chassis finish	3L-W	walnut	7MC-W	medium cherry on cherry
3Q	3/4 pedestal 3/4 modesty	4L-P	dark mahogany on walnut	4L-W	walnut	8DC-W	dark cherry on cherry	
FM	3/4 pedestal full modesty	25M-P	mahogany on walnut	25B-W	dark mahogany on walnut	9BC-W	burgundy cherry on cherry	
FP	full pedestal full modesty	25C-P	ebony on walnut	25B-W	ebony on walnut			
		2ML-P	cherry on walnut	25C-W	cherry on walnut			
		3ML-P	natural maple	2ML-W	natural maple			
		4ML-P	light maple	3ML-W	light maple			
		5ML-P	medium maple	4ML-W	medium maple			
		6LC-P	cherry on maple	5ML-W	cherry on maple			
		7MC-P	light cherry on cherry	6LC-W	light cherry on cherry			
		8DC-P	medium cherry on cherry					
			dark cherry on cherry					

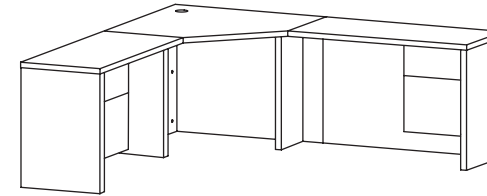


model number	description	d	w	h	freight	list \$ zone 1	list \$ zone 2
CS2324-FPBL - _ _	corner station	90	90	29	class 125 cwt 425 lb cu ft 50	4,890 W	5,289 W
CS2124-FPBL - _ _						3,970 P	4,292 P



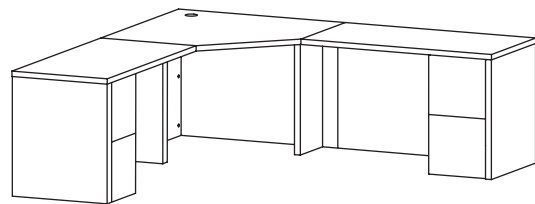
consists of:	d	w	h	quantity
CU2342-_W or CU2142-_P corner unit grommet	42	42	29	1
R2324L-3D-_W or R2124L-3D-_P single pedestal return left box/file pedestal	24	48	29	1
R2324R-2D-_W or R2124R-2D-_P single pedestal return right file/file pedestal	24	48	29	1

model number	description	d	w	h	freight	list \$ zone 1	list \$ zone 2
CS2320-FM - _ _	corner station	86	86	29	class 125 cwt 340 lb cu ft 50	4,348 W	4,697 W
CS2120-FM - _ _						3,713 P	4,009 P



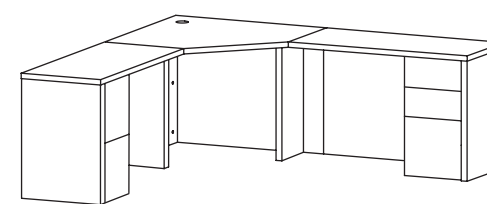
consists of:	d	w	h	quantity
CU2338-_W or CU2138-_P corner unit grommet	38	38	29	1
R2320R-FM-_W or R2120R-FM-_P single pedestal return right box/file pedestal	20	48	29	1
R2320L-FM-_W or R2120L-FM-_P single pedestal return left box/file pedestal	20	48	29	1

model number	description	d	w	h	freight	list \$ zone 1	list \$ zone 2
CS2324-FPFF - _ _	corner station	90	90	29	class 125 cwt 425 lb cu ft 50	4,820 W	5,219 W
CS2124-FPFF - _ _						3,900 P	4,222 P



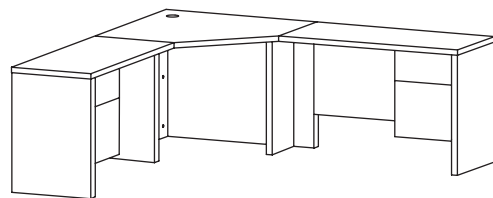
consists of:	d	w	h	quantity
CU2342-_W or CU2142-_P corner unit grommet	42	42	29	1
R2324R-2D-_W or R2124RL-2D-_P single pedestal return right file/file pedestal	24	48	29	1
R2324L-2D-_W or R2124L-2D-_P single pedestal return left file/file pedestal	24	48	29	1

model number	description	d	w	h	freight	list \$ zone 1	list \$ zone 2
CS2320-FPBR - _ _	corner station	86	86	29	class 125 cwt 340 lb cu ft 50	4,595 W	4,971 W
CS2120-FPBR - _ _						3,822 P	4,134 P



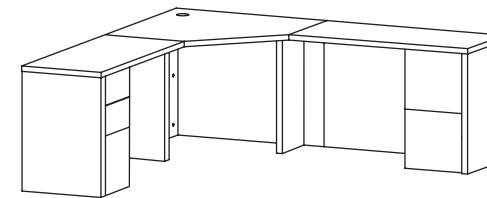
consists of:	d	w	h	quantity
CU2338-_W or CU2138-_P corner unit grommet	38	38	29	1
R2320R-3D-_W or R2120R-3D-_P single pedestal return right box/file pedestal	20	48	29	1
R2320L-2D-_W or R2120L-2D-_P single pedestal return left file/file pedestal	20	48	29	1

model number	description	d	w	h	freight	list \$ zone 1	list \$ zone 2
CS2320-3Q - _ _	corner station	86	86	29	class 125 cwt 340 lb cu ft 50	4,227 W	4,510 W
CS2120-3Q - _ _						3,636 P	3,922 P



consists of:	d	w	h	quantity
CU2338-_W or CU2138-_P corner unit grommet	38	38	29	1
R2320R-3Q-_W or R2120R-3Q-_P single pedestal return right box/file pedestal	20	48	29	1
R2320L-3Q-_W or R2120L-3Q-_P single pedestal return left box/file pedestal	20	48	29	1

model number	description	d	w	h	freight	list \$ zone 1	list \$ zone 2
CS2320-FPBL - _ _	corner station	86	86	29	class 125 cwt 340 lb cu ft 50	4,595 W	4,971 W
CS2120-FPBL - _ _						3,822 P	4,134 P



consists of:	d	w	h	quantity
CU2338-_W or CU2138-_P corner unit grommet	38	38	29	1
R2320L-3D-_W or R2120L-3D-_P single pedestal return left box/file pedestal	20	48	29	1
R2320R-2D-_W or R2120R-2D-_P single pedestal return right file/file pedestal	20	48	29	1

top
P laminate top
W veneer top

returns & bridges custom length return and bridge sizes are available up to 65" with the grain direction running lengthwise (opposite the desk grain), add \$410 list and specify length.
\$197 list upcharge for (TH) Typing Height
\$125 list upcharge for putting any additional pulls on a 2300/2100 unit - allegro - forte - presto

edge



chassis models

3Q 3/4 pedestal
3/4 modesty

FM 3/4 pedestal
full modesty

FP full pedestal
full modesty

laminates
tops only

3L-P walnut
4L-P dark mahogany on walnut
25M-P mahogany on walnut
25B-P ebony on walnut
25C-P cherry on walnut
2ML-P natural maple
3ML-P light maple
4ML-P medium maple
5ML-P cherry on maple
6LC-P light cherry on cherry
7MC-P medium cherry on cherry
8DC-P dark cherry on cherry

veneers
top and
chassis
finish

3L-W walnut
2KL-W walnut
4L-W dark mahogany on walnut
25M-W mahogany on walnut
25B-W ebony on walnut
25C-W cherry on walnut
2ML-W natural maple
3ML-W light maple
4ML-W medium maple
5ML-W cherry on maple
6LC-W light cherry on cherry

7MC-W medium cherry on cherry
8DC-W dark cherry on cherry
9BC-W burgundy cherry on cherry

FBT2372-3Q-3L-W-E

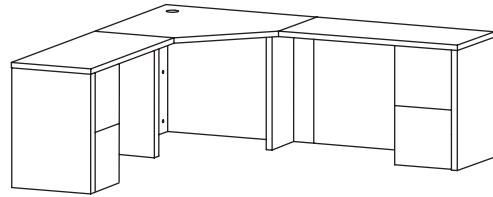
unit identification (type), top dimension, chassis option - **chassis & top finish - top material - edge option**

ovation/bravo | 2300/2100 series

| wood top, veneer chassis, veneer drawer fronts
| laminate top, veneer chassis, veneer drawer fronts

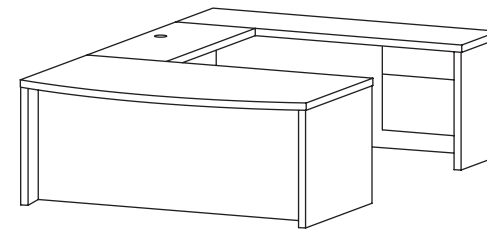


model number	description	d	w	h	freight	list \$ zone 1	list \$ zone 2
CS2320-FPFF - _	corner station	86	86	29	class 125 cwt 340 lb cu ft 50	4,530 W	4,901 W
CS2120-FPFF - _						3,752 P	4,064 P



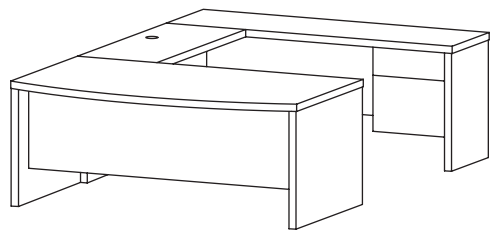
consists of:	d	w	h	quantity
CU2338-_W or CU2138-_P corner unit grommet	38	38	29	1
R2320L-2D-_W or R2120L-2D-_P single pedestal return left file/file pedestal	20	48	29	1
R2320R-2D-_W or R2120R-2D-_P single pedestal return right file/file pedestal	20	48	29	1

model number	description	d	w	h	freight	list \$ zone 1	list \$ zone 2
UMBT2372R-EHFM- - - - -	executive "u" unit	110	72	29	class 125 cwt 585 lb cu ft 84	6,524 W	7,045 W
UMBT2172R-EHFM- - - - -						5,321 P	5,749 P



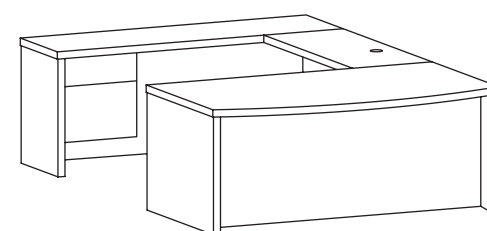
consists of:	d	w	h	quantity
DBT2372L-FM-_W or DBT2172L-FM-_P bow front single pedestal desk	42	72	29	1
left box/file pedestal B2348-EH-_W or B2148-EH-_P bridge with open kneespace	20	48	29	1
C2372R-FM-_W or C2172R-FM-_P single pedestal credenza right box/file pedestal	20	72	29	1

model number	description	d	w	h	freight	list \$ zone 1	list \$ zone 2
UMBT2372R-EH3Q - - - - -	executive "u" unit	110	72	29	class 125 cwt 575 lb cu ft 84	6,267 W	6,767 W
UMBT2172R-EH3Q - - - - -						5,150 P	5,563 P



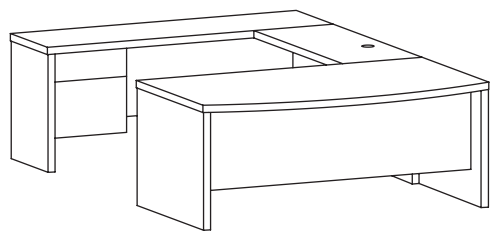
consists of:	d	w	h	quantity
DBT2372L-3Q-_W or DBT2172L-3Q-_P bow front single pedestal desk	42	72	29	1
left box/file pedestal B2348-EH-_W or B2148-EH-_P bridge with open kneespace	20	48	29	1
C2372R-3Q-_W or C2172R-3Q-_P single pedestal credenza right box/file pedestal	20	72	29	1

model number	description	d	w	h	freight	list \$ zone 1	list \$ zone 2
UMBT2372L-EHFM- - - - -	executive "u" unit	110	72	29	class 125 cwt 585 lb cu ft 84	6,524 W	7,045 W
UMBT2172L-EHFM- - - - -						5,321 P	5,749 P



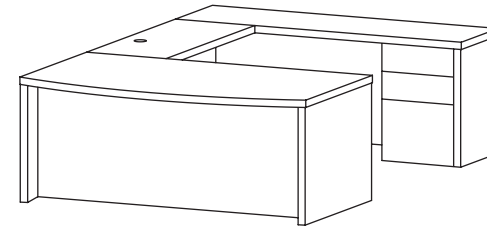
consists of:	d	w	h	quantity
DBT2372R-FM-_W or DBT2172R-FM-_P bow front single pedestal desk	42	72	29	1
right box/file pedestal B2348-EH-_W or B2148-EH-_P bridge with open kneespace	20	48	29	1
C2372L-FM-_W or C2172L-FM-_P single pedestal credenza left box/file pedestal	20	72	29	1

model number	description	d	w	h	freight	list \$ zone 1	list \$ zone 2
UMBT2372L-EH3Q- - - - -	executive "u" unit	110	72	29	class 125 cwt 575 lb cu ft 84	6,267 W	6,767 W
UMBT2172L-EH3Q- - - - -						5,150 P	5,563 P



consists of:	d	w	h	quantity
DBT2372R-3Q-_W or DBT2172R-3Q-_P bow front single pedestal desk	42	72	29	1
right box/file pedestal B2348-EH-_W or B2148-EH-_P bridge with open kneespace	20	48	29	1
C2372L-3Q-_W or C2172L-3Q-_P single pedestal credenza left box/file pedestal	20	72	29	1

model number	description	d	w	h	freight	list \$ zone 1	list \$ zone 2
UMBT2372R-EHFP- - - - -	executive "u" unit	110	72	29	class 125 cwt 620 lb cu ft 84	7,067 W	7,630 W
UMBT2172R-EHFP- - - - -						5,769 P	6,230 P



consists of:	d	w	h	quantity
DBT2372L-FP-_W or DBT2172L-FP-_P bow front single pedestal desk	42	72	29	1
left file/file pedestal B2348-EH-_W or B2148-EH-_P bridge with open kneespace	20	48	29	1
C2372R-FP-_W or C2172R-FP-_P single pedestal credenza right box/box/file pedestal	20	72	29	1

top P laminate top
W veneer top

bridges custom length bridge sizes are available up to 65" with the grain direction running lengthwise (opposite the desk grain), add \$410 list and specify length.
\$197 list upcharge for (TH) Typing Height
\$125 list upcharge for putting any additional pulls on a 2300/2100 unit - allegro - forte - presto

edge



chassis models

3Q 3/4 pedestal
3/4 modesty

FM 3/4 pedestal
full modesty

FP full pedestal
full modesty

laminated tops only

3L-P walnut
4L-P dark mahogany on walnut
25M-P mahogany on walnut
25B-P ebony on walnut
25C-P cherry on walnut
2ML-P natural maple
3ML-P light maple
4ML-P medium maple
5ML-P cherry on maple
6LC-P light cherry on cherry
7MC-P medium cherry on cherry
8DC-P dark cherry on cherry

veneers top and chassis finish

3L-W walnut
2KL-W walnut
4L-W dark mahogany on walnut
25M-W mahogany on walnut
25B-W ebony on walnut
25C-W cherry on walnut
2ML-W natural maple
3ML-W light maple
4ML-W medium maple
5ML-W cherry on maple
6LC-W light cherry on cherry

7MC-W medium cherry on cherry
8DC-W dark cherry on cherry
9BC-W burgundy cherry on cherry

FBT2372-3Q-3L-W-E

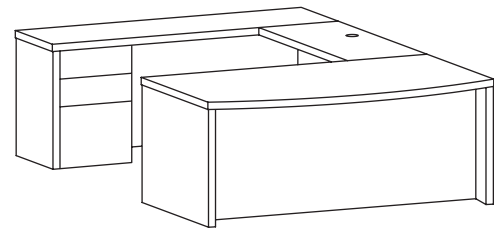
unit identification (type), top dimension, chassis option - **chassis & top finish - top material - edge option**

ovation/bravo | 2300/2100 series

wood top, veneer chassis, veneer drawer fronts
laminate top, veneer chassis, veneer drawer fronts

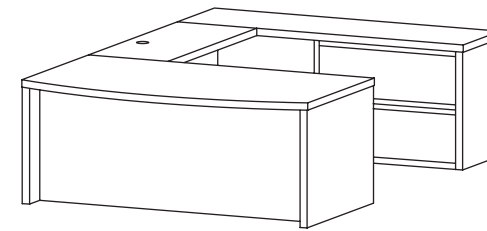


model number	description	d	w	h	freight	list \$ zone 1	list \$ zone 2
UMBT2372L-EHFP-	executive "u" unit	110	72	29	class 125 cwt 620 lb cu ft 84	7,067 W	7,630 W
UMBT2172L-EHFP-						5,769 P	6,230 P



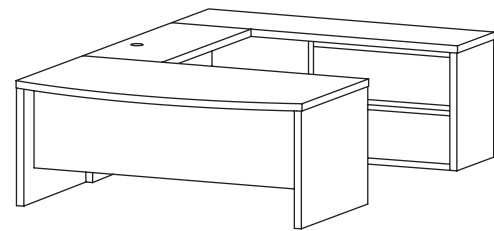
consists of:	d	w	h	quantity
DBT2372R-FP-_-W or DBT2172R-FP-_-P bow front single pedestal desk right file/file pedestal B2348-EH-_-W or B2148-EH-_-P bridge with open kneespace C2372L-FP-_-W or C2172L-FP-_-P single pedestal credenza left box/box/file pedestal	42	72	29	1
	APPROACH: 13"			
	KNEESPACE: 36"			
	20	48	29	1
	KNEESPACE: 48"			
	20	72	29	1
	KNEESPACE: 32"			

model number	description	d	w	h	freight	list \$ zone 1	list \$ zone 2
UMBT2372R-EHFM2F	executive "u" unit	110	72	29	class 125 cwt 690 lb cu ft 84	6,775 W	7,315 W
UMBT2172R-EHFM2F						5,677 P	6,133 P



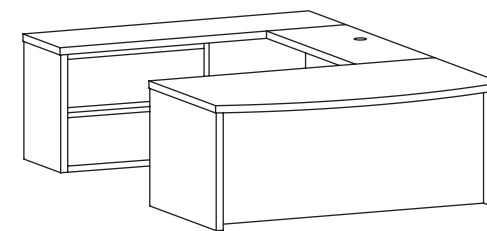
consists of:	d	w	h	quantity
DBT2372L-FM-_-W or DBT2172L-FM-_-P bow front single pedestal desk left box/file pedestal B2348-EH-_-W or B2148-EH-_-P bridge with open kneespace C2372R-FM2F-_-W or C2172R-FM2F-_-P single pedestal credenza right lateral file pedestal	42	72	29	1
	APPROACH: 13"			
	KNEESPACE: 36"			
	20	48	29	1
	KNEESPACE: 48"			
	20	72	29	1
	KNEESPACE: 14.5"			

model number	description	d	w	h	freight	list \$ zone 1	list \$ zone 2
UMBT2372R-EH3Q2F	executive "u" unit	110	72	29	class 125 cwt 670 lb cu ft 84	6,520 W	7,041 W
UMBT2172R-EH3Q2F						5,484 P	5,925 P



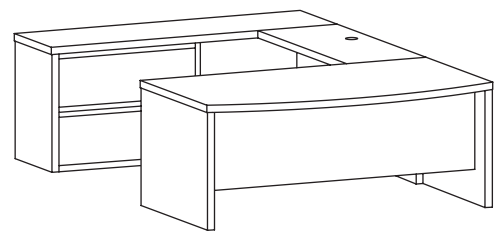
consists of:	d	w	h	quantity
DBT2372L-3Q-_-W or DBT2172L-3Q-_-P bow front single pedestal desk left box/file pedestal B2348-EH-_-W or B2148-EH-_-P bridge with open kneespace C2372L-3Q2F-_-W or C2172L-3Q2F-_-P single pedestal credenza right lateral file pedestal	42	72	29	1
	APPROACH: 13"			
	KNEESPACE: 36"			
	20	48	29	1
	KNEESPACE: 48"			
	20	72	29	1
	KNEESPACE: 14.5"			

model number	description	d	w	h	freight	list \$ zone 1	list \$ zone 2
UMBT2372L-EHFM2F	executive "u" unit	110	72	29	class 125 cwt 690 lb cu ft 84	6,775 W	7,315 W
UMBT2172L-EHFM2F						5,677 P	6,133 P



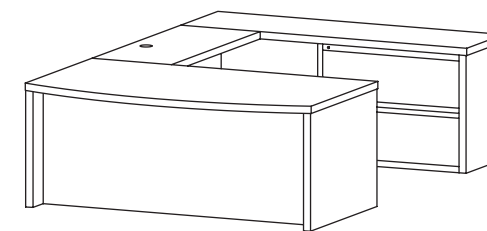
consists of:	d	w	h	quantity
DBT2372R-FM-_-W or DBT2172R-FM-_-P bow front single pedestal desk right box/file pedestal B2348-EH-_-W or B2148-EH-_-P bridge with open kneespace C2372R-FM2F-_-W or C2172R-FM2F-_-P single pedestal credenza left lateral file pedestal	42	72	29	1
	APPROACH: 13"			
	KNEESPACE: 36"			
	20	48	29	1
	KNEESPACE: 48"			
	20	72	29	1
	KNEESPACE: 14.5"			

model number	description	d	w	h	freight	list \$ zone 1	list \$ zone 2
UMBT2372L-EH3Q2F	executive "u" unit	110	72	29	class 125 cwt 670 lb cu ft 84	6,520 W	7,041 W
UMBT2172L-EH3Q2F						5,484 P	5,925 P



consists of:	d	w	h	quantity
DBT2372R-3Q-_-W or DBT2172R-3Q-_-P bow front single pedestal desk right box/box/file pedestal B2348-EH-_-W or B2148-EH-_-P bridge with open kneespace C2372L-3Q2F-_-W or C2172L-3Q2F-_-P single pedestal credenza left lateral file pedestal	42	72	29	1
	APPROACH: 13"			
	KNEESPACE: 36"			
	20	48	29	1
	KNEESPACE: 48"			
	20	72	29	1
	KNEESPACE: 14.5"			

model number	description	d	w	h	freight	list \$ zone 1	list \$ zone 2
UMBT2372R-EHFP2F	executive "u" unit	110	72	29	class 125 cwt 725 lb cu ft 84	7,172 W	7,745 W
UMBT2172R-EHFP2F						6,209 P	6,706 P



consists of:	d	w	h	quantity
DBT2372L-FP3D-_-W or DBT2172L-FP3D-_-P bow front single pedestal desk left box/box/file pedestal B2348-EH-_-W or B2148-EH-_-P bridge with open kneespace C2372R-FM2F-_-W or C2172R-FM2F-_-P single pedestal credenza right lateral file pedestal	42	72	29	1
	APPROACH: 13"			
	KNEESPACE: 36"			
	20	48	29	1
	KNEESPACE: 48"			
	20	72	29	1
	KNEESPACE: 14.5"			

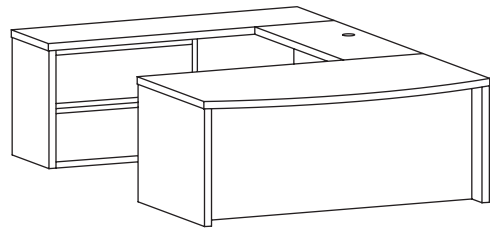
top	P	laminates	bridges
	W	laminates	custom length bridge sizes are available up to 65" with the grain direction running lengthwise (opposite the desk grain), add \$410 list and specify length. \$197 list upcharge for (TH) Typing Height \$125 list upcharge for putting any additional pulls on a 2300/2100 unit → allegro → forte → presto
edge			

chassis models	laminates	3L-P	4L-P	25M-P	25B-P	25C-P	2ML-P	3ML-P	4ML-P	5ML-P	6LC-P	7MC-P	8DC-P	veneers	3L-W	2KL-W	4L-W	25M-W	25B-W	25C-W	2ML-W	3ML-W	4ML-W	5ML-W	6LC-W	7MC-W	8DC-W	9BC-W
3Q 3/4 pedestal 3/4 modesty	tops only	walnut	dark mahogany on walnut	dark mahogany on walnut	ebony on walnut	cherry on walnut	natural maple	light maple	medium maple	cherry on maple	light cherry on cherry	medium cherry on cherry	dark cherry on cherry	top and chassis finish	walnut	walnut	dark mahogany on walnut	dark mahogany on walnut	ebony on walnut	cherry on walnut	natural maple	light maple	medium maple	cherry on maple	light cherry on cherry	medium cherry on cherry	dark cherry on cherry	burgundy cherry on cherry
FM 3/4 pedestal full modesty																												
FP full pedestal full modesty																												

FBT2372-3Q-3L-W-E

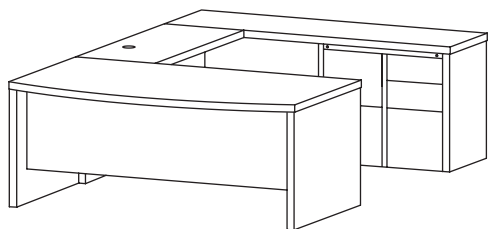
unit identification (type), top dimension, chassis option - **chassis & top finish - top material - edge option**

model number	description	d	w	h	freight	list \$ zone 1	list \$ zone 2
UMBT2372L-EHFP2F	executive "u" unit	110	72	29	class 125 cwt 725 lb cu ft 84	7,172 W	7,745 W
UMBT2172L-EHFP2F						6,209 P	6,706 P



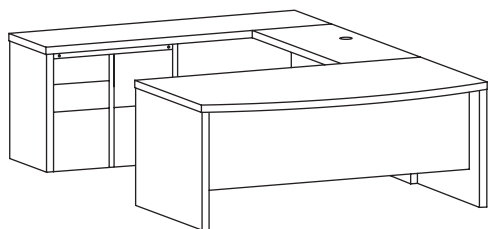
consists of:	d	w	h	quantity
DBT2372R-FP3D-_-W or DBT2172R-FP3D-_-P	42	72	29	1
bow front single pedestal desk				
right box/file pedestal				
B2348-EH-_-W or B2148-EH-_-P	20	48	29	1
bridge with open kneespace				
C2372L-FM2F-_-W or C2172L-FM2F-_-P	20	72	29	1
single pedestal credenza				
left lateral file pedestal				

model number	description	d	w	h	freight	list \$ zone 1	list \$ zone 2
UMBT2372R-EH3Q5D	executive "u" unit	110	72	29	class 125 cwt 670 lb cu ft 84	6,688 W	7,222 W
UMBT2172R-EH3Q5D						5,621 P	6,071 P



consists of:	d	w	h	quantity
DBT2372L-3Q-_-W or DBT2172L-3Q-_-P	42	72	29	1
bow front single pedestal desk				
left box/file pedestal				
B2348-EH-_-W or B2148-EH-_-P	20	48	29	1
bridge with open kneespace				
C2372R-3Q5D-_-W or C2172R-3Q5D-_-P	20	72	29	1
single pedestal credenza				
right multi-file pedestal				

model number	description	d	w	h	freight	list \$ zone 1	list \$ zone 2
UMBT2372L-EH3Q5D	executive "u" unit	110	72	29	class 125 cwt 670 lb cu ft 84	6,688 W	7,222 W
UMBT2172L-EH3Q5D						5,621 P	6,071 P



consists of:	d	w	h	quantity
DBT2372R-3Q-_-W or DBT2172R-3Q-_-P	42	72	29	1
bow front single pedestal desk				
right box/file pedestal				
B2348-EH-_-W or B2148-EH-_-P	20	48	29	1
bridge with open kneespace				
C2372L-3Q5D-_-W or C2172L-3Q5D-_-P	20	72	29	1
single pedestal credenza				
left multi-file pedestal				

top
P laminate top
W veneer top

bridges custom length bridge sizes are available up to 65" with the grain direction running lengthwise (opposite the desk grain), add \$410 list and specify length.
\$197 list upcharge for (TH) Typing Height
\$125 list upcharge for putting any additional pulls on a 2300/2100 unit → allegro → forte → presto

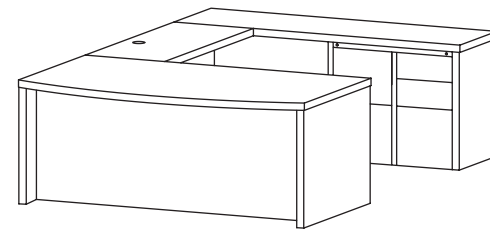
edge



ovation/bravo | 2300/2100 series | wood top, veneer chassis, veneer drawer fronts
| laminate top, veneer chassis, veneer drawer fronts

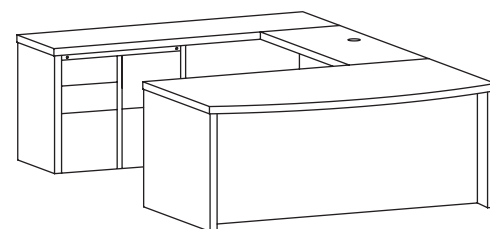


model number	description	d	w	h	freight	list \$ zone 1	list \$ zone 2
UMBT2372R-EHFM5D	executive "u" unit	110	72	29	class 125 cwt 670 lb cu ft 84	7,498 W	8,098 W
UMBT2172R-EHFM5D						6,234 P	6,757 P



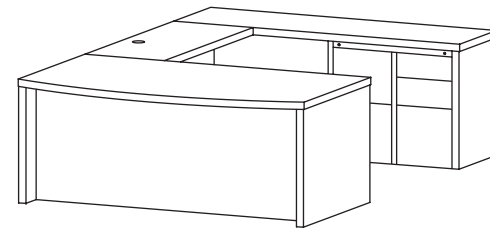
consists of:	d	w	h	quantity
DBT2372L-FM-_-W or DBT2172L-FM-_-P	42	72	29	1
bow front single pedestal desk				
left box/file pedestal				
B2348-EH-_-W or B2148-EH-_-P	20	48	29	1
bridge with open kneespace				
C2372R-FM5D-_-W or C2172R-FM5D-_-P	20	72	29	1
single pedestal credenza				
right multi-file pedestal				

model number	description	d	w	h	freight	list \$ zone 1	list \$ zone 2
UMBT2372L-EHFM5D	executive "u" unit	110	72	29	class 125 cwt 690 lb cu ft 84	7,498 W	8,098 W
UMBT2172L-EHFM5D						6,234 P	6,757 P



consists of:	d	w	h	quantity
DBT2372R-FM-_-W or DBT2172R-FM-_-P	42	72	29	1
bow front single pedestal desk				
right box/file pedestal				
B2348-EH-_-W or B2148-EH-_-P	20	48	29	1
bridge with open kneespace				
C2372L-FM5D-_-W or C2172L-FM5D-_-P	20	72	29	1
single pedestal credenza				
left multi-file pedestal				

model number	description	d	w	h	freight	list \$ zone 1	list \$ zone 2
UMBT2372R-EHFP5D	executive "u" unit	110	72	29	class 125 cwt 725 lb cu ft 84	7,671 W	8,284 W
UMBT2172R-EHFP5D						6,364 P	6,897 P



consists of:	d	w	h	quantity
DBT2372L-FP-_-W or DBT2172L-FP-_-P	42	72	29	1
bow front single pedestal desk				
left file/file pedestal				
B2348-EH-_-W or B2148-EH-_-P	20	48	29	1
bridge with open kneespace				
C2372R-FM5D-_-W or C2172R-FM5D-_-P	20	72	29	1
single pedestal credenza				
right multi-file pedestal				

chassis models
3Q 3/4 pedestal
3/4 modesty
FM 3/4 pedestal
full modesty
FP full pedestal
full modesty

laminates
tops only
3L-P walnut
4L-P dark mahogany on walnut
25M-P mahogany on walnut
25B-P ebony on walnut
25C-P cherry on walnut
2ML-P natural maple
3ML-P light maple
4ML-P medium maple
5ML-P cherry on maple
6LC-P light cherry on cherry
7MC-P medium cherry on cherry
8DC-P dark cherry on cherry

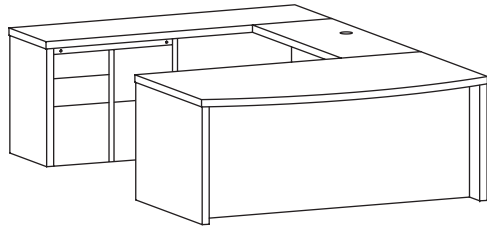
veneers
top and chassis finish
3L-W walnut
2KL-W walnut
4L-W dark mahogany on walnut
25M-W mahogany on walnut
25B-W ebony on walnut
25C-W cherry on walnut
2ML-W natural maple
3ML-W light maple
4ML-W medium maple
5ML-W cherry on maple
6LC-W light cherry on cherry

7MC-W medium cherry on cherry
8DC-W dark cherry on cherry
9BC-W burgundy cherry on cherry

FBT2372-3Q-3L-W-E

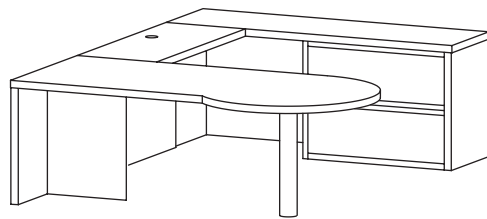
unit identification (type), top dimension, chassis option - **chassis & top finish - top material - edge option**

model number	description	d	w	h	freight	list \$ zone 1	list \$ zone 2
UMBT2372L-EHFP5D	executive "u" unit	110	72	29	class 125 cwt 725 lb cu ft 84	7,671 W	8,284 W
UMBT2172L-EHFP5D						6,364 P	6,897 P



consists of:	d	w	h	quantity
DBT2372R-FP-_-W or DBT2172R-FP-_-P	42	72	29	1
bow front single pedestal desk				
right file/file pedestal				
B2348-EH-_-W or B2148-EH-_-P	20	48	29	1
bridge with open kneespace				
C2372L-FM5D-_-W or C2172L-FM5D-_-P	20	72	29	1
single pedestal credenza				
left multi-file pedestal				

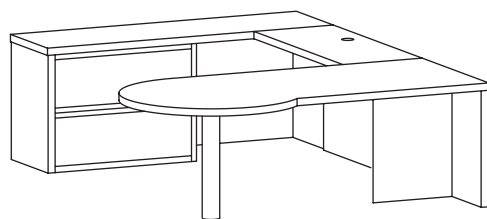
model number	description	d	w	h	freight	list \$ zone 1	list \$ zone 2
UPM2384R-EH2F -	executive "u" unit	110	84	29	class 125 cwt 450 lb cu ft 82	6,340 W	6,845 W
UPM2184R-EH2F -						5,365 P	5,796 P



consists of:	d	w	h	quantity
PT2384R-_-W or PT2184R-_-P	42	84	29	1
"p" shaped desk				
black metal support column				
B2348-EH-_-W or B2148-EH-_-P	20	48	29	1
bridge with open kneespace				
C2372R-FM2F-_-W or C2172R-FM2F-_-P	20	72	29	1
single pedestal credenza				
right lateral file pedestal				

modesty \$210 upcharge

model number	description	d	w	h	freight	list \$ zone 1	list \$ zone 2
UPM2384L-EH2F -	executive "u" unit	110	84	29	class 125 cwt 450 lb cu ft 82	6,340 W	6,845 W
UPM2184L-EH2F -						5,365 P	5,796 P



consists of:	d	w	h	quantity
PT2384L-_-W or PT2184L-_-P	42	84	29	1
"p" shaped desk				
black metal support column				
B2348-EH-_-W or B2148-EH-_-P	20	48	29	1
bridge with open kneespace				
C2372L-FM2F-_-W or C2172L-FM2F-_-P	20	72	29	1
single pedestal credenza				
left lateral file pedestal				

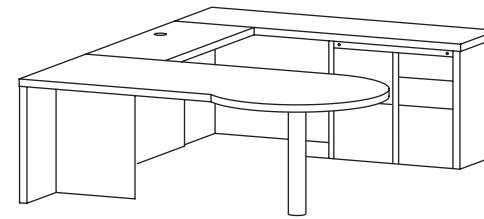
modesty \$210 upcharge

top	P	W	bridges
laminates top			custom length bridge sizes are available up to 65" with the grain direction running lengthwise (opposite the desk grain), add \$410 list and specify length.
veneers top			\$197 list upcharge for (TH) Typing Height
			\$125 list upcharge for putting any additional pulls on a 2300/2100 unit - allegro - forte - presto
edge			

ovation/bravo | 2300/2100 series | wood top, veneer chassis, veneer drawer fronts
| laminate top, veneer chassis, veneer drawer fronts



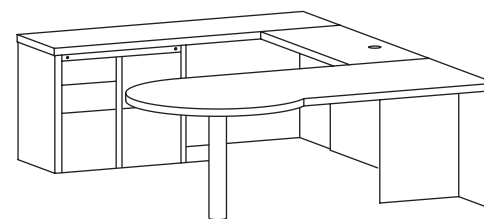
model number	description	d	w	h	freight	list \$ zone 1	list \$ zone 2
UPM2384R-EH5D -	executive "u" unit	110	84	29	class 125 cwt 475 lb cu ft 82	7,064 W	7,628 W
UPM2184R-EH5D -						5,921 P	6,420 P



modesty \$210 upcharge

consists of:	d	w	h	quantity
PT2384R-_-W or PT2184R-_-P	42	84	29	1
"p" shaped desk				
black metal support column				
B2348-EH-_-W or B2148-EH-_-P	20	48	29	1
bridge with open kneespace				
C2372R-FM5D-_-W or C2172R-FM5D-_-P	20	72	29	1
single pedestal credenza				
right multi-file pedestal				

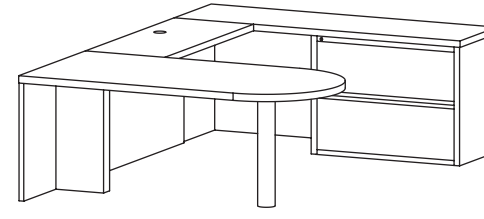
model number	description	d	w	h	freight	list \$ zone 1	list \$ zone 2
UPM2384L-EH5D -	executive "u" unit	110	84	29	class 125 cwt 475 lb cu ft 82	7,064 W	7,628 W
UPM2184L-EH5D -						5,921 P	6,420 P



modesty \$210 upcharge

consists of:	d	w	h	quantity
PT2384L-_-W or PT2184L-_-P	42	84	29	1
"p" shaped desk				
black metal support column				
B2348-EH-_-W or B2148-EH-_-P	20	48	29	1
bridge with open kneespace				
C2372L-FM5D-_-W or C2172L-FM5D-_-P	20	72	29	1
single pedestal credenza				
right lateral file pedestal				

model number	description	d	w	h	freight	list \$ zone 1	list \$ zone 2
UBM2372R-EH2F -	executive "u" unit	104	72	29	class 125 cwt 400 lb cu ft 82	6,237 W	6,734 W
UBM2172R-EH2F -						5,018 P	5,421 P



modesty \$210 upcharge

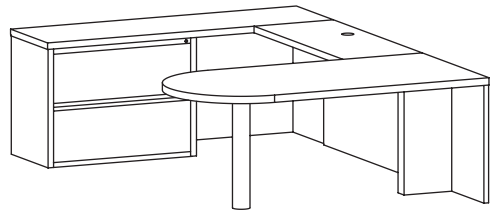
consists of:	d	w	h	quantity
BT2372-_-W or BT2172-_-P	36	72	29	1
bullet shaped desk				
black metal support column				
B2348-EH-_-W or B2148-EH-_-P	20	48	29	1
bridge with open kneespace				
C2372R-FM2F-_-W or C2172R-FM2F-_-P	20	72	29	1
single pedestal credenza				
right lateral file pedestal				

chassis models	laminates tops only	3L-P	4L-P	25M-P	25B-P	25C-P	2ML-P	3ML-P	4ML-P	5ML-P	6LC-P	7MC-P	8DC-P	veneers top and chassis finish	3L-W	2KL-W	4L-W	25M-W	25B-W	25C-W	2ML-W	3ML-W	4ML-W	5ML-W	6LC-W	7MC-W	8DC-W	9BC-W
3Q	3/4 pedestal	walnut	dark mahogany on walnut	mahogany on walnut	ebony on walnut	cherry on walnut	natural maple	light maple	medium maple	cherry on maple	light cherry on cherry	medium cherry on cherry	dark cherry on cherry	top and chassis finish	walnut	walnut	dark mahogany on walnut	mahogany on walnut	ebony on walnut	cherry on walnut	natural maple	light maple	medium maple	cherry on maple	light cherry on cherry	medium cherry on cherry	dark cherry on cherry	burgundy cherry on cherry
FM	3/4 pedestal full modesty																											
FP	full pedestal full modesty																											

FBT2372-3Q-3L-W-E

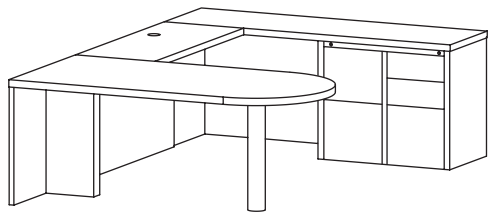
unit identification (type), top dimension, chassis option - **chassis & top finish - top material - edge option**

model number	description	d	w	h	freight	list \$ zone 1	list \$ zone 2
UBM2372L-EH2F - - - - - UBM2172L-EH2F - - - - -	executive "u" unit	104	72	29	class 125 cwt 400 lb cu ft 82	6,237 W 5,018 P	6,734 W 5,421 P



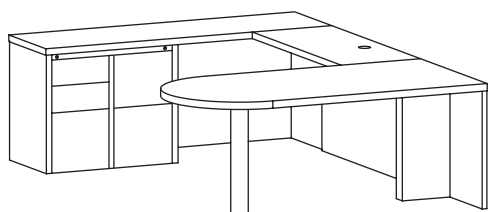
consists of:	d	w	h	quantity
BT2372-_-W or BT2172-_-P bullet shaped desk black metal support column	36	72	29	1
B2348-EH-_-W or B2148-EH-_-P bridge with open kneespace	20	48	29	1
C2372L-FM2F-_-W or C2172L-FM2F-_-P single pedestal credenza left lateral file pedestal	20	72	29	1

model number	description	d	w	h	freight	list \$ zone 1	list \$ zone 2
UBM2372R-EH5D - - - - - UBM2172R-EH5D - - - - -	executive "u" unit	104	72	29	class 125 cwt 425 lb cu ft 82	6,960 W 5,574 P	7,517 W 6,045 P



consists of:	d	w	h	quantity
BT2372-_-W or BT2172-_-P bullet shaped desk black metal support column	36	72	29	1
B2348-EH-_-W or B2148-EH-_-P bridge with open kneespace	20	48	29	1
C2372R-FM5D-_-W or C2172R-FM5D-_-P single pedestal credenza right multi-file pedestal	20	72	29	1

model number	description	d	w	h	freight	list \$ zone 1	list \$ zone 2
UBM2372L-EH5D - - - - - UBM2172L-EH5D - - - - -	executive "u" unit	104	72	29	class 125 cwt 425 lb cu ft 82	6,960 W 5,574 P	7,517 W 6,045 P



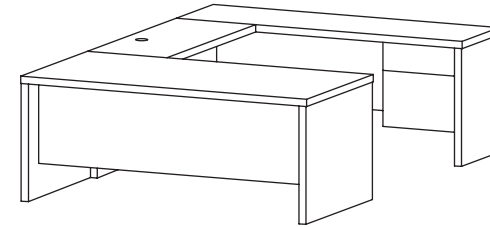
consists of:	d	w	h	quantity
BT2372-_-W or BT2172-_-P bullet shaped desk black metal support column	36	72	29	1
B2348-EH-_-W or B2148-EH-_-P bridge with open kneespace	20	48	29	1
C2372L-FM5D-_-W or C2172L-FM5D-_-P single pedestal credenza left multi-file pedestal	20	72	29	1

top	P	laminates	bridges
	W	laminates	custom length bridge sizes are available up to 65" with the grain direction running lengthwise (opposite the desk grain), add \$410 list and specify length.
			\$197 list upcharge for (TH) Typing Height
			\$125 list upcharge for putting any additional pulls on a 2300/2100 unit - allegro - forte - presto
edge			

ovation/bravo | 2300/2100 series | wood top, veneer chassis, veneer drawer fronts
| laminate top, veneer chassis, veneer drawer fronts

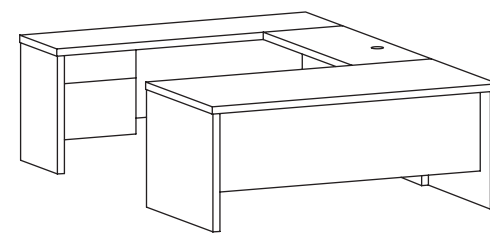


model number	description	d	w	h	freight	list \$ zone 1	list \$ zone 2
UM2372R-EH3Q - - - - - UM2172R-EH3Q - - - - -	executive "u" unit	104	72	29	class 125 cwt 555 lb cu ft 82	4,868 W 3,873 P	5,257 W 4,129 P



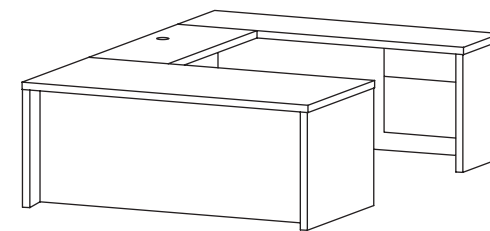
consists of:	d	w	h	quantity
D2372L-3Q-_-W or D2172L-3Q-_-P single pedestal desk left box/file pedestal	36	72	29	1
B2348-EH-_-W or B2148-EH-_-P bridge with open kneespace	20	48	29	1
C2372R-3Q-_-W or C2172R-3Q-_-P single pedestal credenza right box/file pedestal	20	72	29	1

model number	description	d	w	h	freight	list \$ zone 1	list \$ zone 2
UM2372L-EH3Q - - - - - UM2172L-EH3Q - - - - -	executive "u" unit	104	72	29	class 125 cwt 555 lb cu ft 82	4,868 W 3,873 P	5,257 W 4,129 P



consists of:	d	w	h	quantity
D2372R-3Q-_-W or D2172R-3Q-_-P single pedestal desk right box/file pedestal	36	72	29	1
B2348-EH-_-W or B2148-EH-_-P bridge with open kneespace	20	48	29	1
C2372L-3Q-_-W or C2172L-3Q-_-P single pedestal credenza left box/file pedestal	20	72	29	1

model number	description	d	w	h	freight	list \$ zone 1	list \$ zone 2
UM2372R-EHFM - - - - - UM2172R-EHFM - - - - -	executive "u" unit	104	72	29	class 125 cwt 575 lb cu ft 82	5,125 W 4,013 P	5,535 W 4,336 P



consists of:	d	w	h	quantity
D2372L-FM-_-W or D2172L-FM-_-P single pedestal desk left box/file pedestal	36	72	29	1
B2348-EH-_-W or B2148-EH-_-P bridge with open kneespace	20	48	29	1
C2372R-FM-_-W or C2172R-FM-_-P single pedestal credenza right box/file pedestal	20	72	29	1

chassis models	laminates	3L-P	4L-P	25M-P	25B-P	25C-P	2ML-P	3ML-P	4ML-P	5ML-P	6LC-P	7MC-P	8DC-P	veneers	3L-W	2KL-W	4L-W	25M-W	25B-W	25C-W	2ML-W	3ML-W	4ML-W	5ML-W	6LC-W	7MC-W	8DC-W	9BC-W
3Q 3/4 pedestal 3/4 modesty	tops only	walnut	dark mahogany on walnut	dark mahogany on walnut	ebony on walnut	cherry on walnut	natural maple	light maple	medium maple	cherry on maple	light cherry on cherry	medium cherry on cherry	dark cherry on cherry	top and chassis finish	walnut	walnut	dark mahogany on walnut	dark mahogany on walnut	ebony on walnut	cherry on walnut	natural maple	light maple	medium maple	cherry on maple	light cherry on cherry	medium cherry on cherry	dark cherry on cherry	burgundy cherry on cherry
FM 3/4 pedestal full modesty																												
FP full pedestal full modesty																												

FBT2372-3Q-3L-W-E

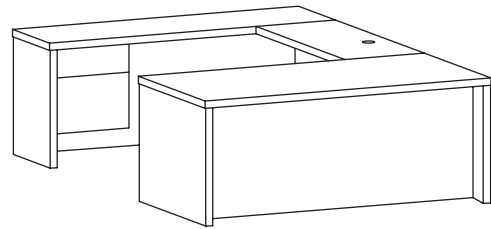
unit identification (type), top dimension, chassis option - **chassis & top finish - top material - edge option**

ovation/bravo | 2300/2100 series

wood top, veneer chassis, veneer drawer fronts
laminated top, veneer chassis, veneer drawer fronts

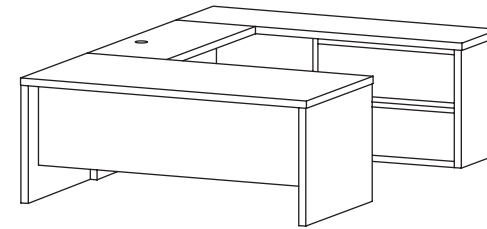


model number	description	d	w	h	freight	list \$ zone 1	list \$ zone 2
UM2372L-EHFM - _	executive "u" unit	104	72	29	class 125 cwt 575 lb cu ft 82	5,125 W	5,535 W
UM2172L-EHFM - _						4,013 P	4,336 P



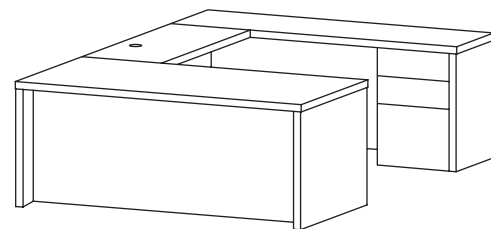
consists of:	d	w	h	quantity
D2372R-FM-_-W or D2172R-FM-_-P single pedestal desk right box/file pedestal	36	72	29	1
B2348-EH-_-W or B2148-EH-_-P bridge with open kneespace	20	48	29	1
C2372L-FM-_-W or C2172L-FM-_-P single pedestal credenza left box/file pedestal	20	72	29	1

model number	description	d	w	h	freight	list \$ zone 1	list \$ zone 2
UM2372R-EH3Q2F -	executive "u" unit	104	72	29	class 125 cwt 660 lb cu ft 82	5,121 W	5,531 W
UM2172R-EH3Q2F -						4,207 P	4,491 P



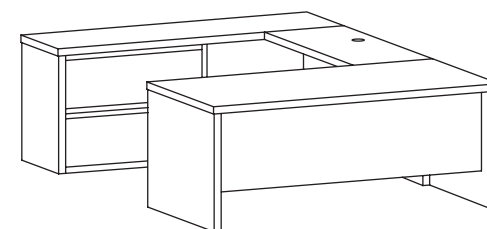
consists of:	d	w	h	quantity
D2372L-3Q-_-W or D2172L-3Q-_-P single pedestal desk left box/file pedestal	36	72	29	1
B2348-EH-_-W or B2148-EH-_-P bridge with open kneespace	20	48	29	1
C2372R-EH3Q2F-_-W or C2172R-EH3Q2F-_-P single pedestal credenza right lateral file pedestal	20	72	29	1

model number	description	d	w	h	freight	list \$ zone 1	list \$ zone 2
UM2372R-EHFP - _	executive "u" unit	104	72	29	class 125 cwt 580 lb cu ft 82	5,668 W	6,119 W
UM2172R-EHFP - _						4,491 P	4,850 P



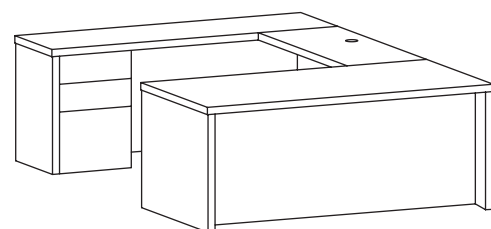
consists of:	d	w	h	quantity
D2372L-FP-_-W or D2172L-FP-_-P single pedestal desk left file/file pedestal	36	72	29	1
B2348-EH-_-W or B2148-EH-_-P bridge with open kneespace	20	48	29	1
C2372R-FP-_-W or C2172R-FP-_-P single pedestal credenza right box/box/file pedestal	20	72	29	1

model number	description	d	w	h	freight	list \$ zone 1	list \$ zone 2
UM2372L-EH3Q2F -	executive "u" unit	104	72	29	class 125 cwt 660 lb cu ft 82	5,121 W	5,531 W
UM2172L-EH3Q2F -						4,207 P	4,491 P



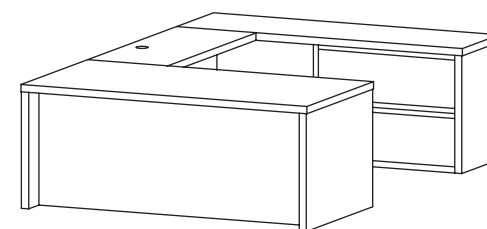
consists of:	d	w	h	quantity
D2372R-3Q-_-W or D2172R-3Q-_-P single pedestal desk right box/file pedestal	36	72	29	1
B2348-EH-_-W or B2148-EH-_-P bridge with open kneespace	20	48	29	1
C2372L-EH3Q2F-_-W or C2172L-EH3Q2F-_-P single pedestal credenza left lateral file pedestal	20	72	29	1

model number	description	d	w	h	freight	list \$ zone 1	list \$ zone 2
UM2372L-EHFM2F -	executive "u" unit	104	72	29	class 125 cwt 580 lb cu ft 82	5,668 W	6,119 W
UM2172L-EHFM2F -						4,491 P	4,850 P



consists of:	d	w	h	quantity
D2372R-FP-_-W or D2172R-FP-_-P single pedestal desk right file/file pedestal	36	72	29	1
B2348-EH-_-W or B2148-EH-_-P bridge with open kneespace	20	48	29	1
C2372L-FP-_-W or C2172L-FP-_-P single pedestal credenza left box/box/file pedestal	20	72	29	1

model number	description	d	w	h	freight	list \$ zone 1	list \$ zone 2
UM2372R-EHFM2F -	executive "u" unit	104	72	29	class 125 cwt 680 lb cu ft 82	5,377 W	5,805 W
UM2172R-EHFM2F -						4,369 P	4,719 P



consists of:	d	w	h	quantity
D2372L-FM-_-W or D2172L-FM-_-P single pedestal desk left box/file pedestal	36	72	29	1
B2348-EH-_-W or B2148-EH-_-P bridge with open kneespace	20	48	29	1
C2372R-FM2F-_-W or C2172R-FM2F-_-P single pedestal credenza right lateral file pedestal	20	72	29	1

top P laminate top
W veneer top

bridges custom length bridge sizes are available up to 65" with the grain direction running lengthwise (opposite the desk grain), add \$410 list and specify length.
\$197 list upcharge for (TH) Typing Height
\$125 list upcharge for putting any additional pulls on a 2300/2100 unit - allegro - forte - presto

edge



chassis models

3Q 3/4 pedestal
3/4 modesty

FM 3/4 pedestal
full modesty

FP full pedestal
full modesty

laminated tops only

3L-P walnut
4L-P dark mahogany on walnut
25M-P mahogany on walnut
25B-P ebony on walnut
25C-P cherry on walnut
2ML-P natural maple
3ML-P light maple
4ML-P medium maple
5ML-P cherry on maple
6LC-P light cherry on cherry
7MC-P medium cherry on cherry
8DC-P dark cherry on cherry

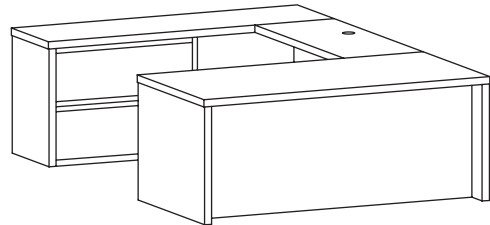
veneers top and chassis finish

3L-W walnut
2KL-W walnut
4L-W dark mahogany on walnut
25M-W mahogany on walnut
25B-W ebony on walnut
25C-W cherry on walnut
2ML-W natural maple
3ML-W light maple
4ML-W medium maple
5ML-W cherry on maple
6LC-W light cherry on cherry

7MC-W medium cherry on cherry
8DC-W dark cherry on cherry
9BC-W burgundy cherry on cherry

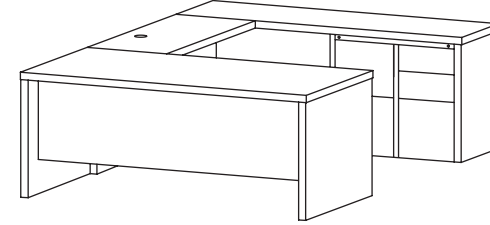


model number	description	d	w	h	freight	list \$ zone 1	list \$ zone 2
UM2372L-EHFM2F - - - - - UM2172L-EHFM2F - - - - -	executive "u" unit	104	72	29	class 125 cwt 680 lb cu ft 82	5,377 W 4,369 P	5,805 W 4,719 P



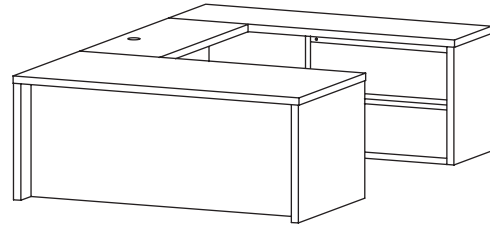
consists of:	d	w	h	quantity
D2372R-FM-_-W or D2172R-FM-_-P single pedestal desk	36	72	29	1
right box/file pedestal	APPROACH: 7" KNEESPACE: 36"			
B2348-EH-_-W or B2148-EH-_-P bridge with open kneespace	20	48	29	1
C2372L-FM2F-_-W or C2172L-FM2F-_-P single pedestal credenza	20	72	29	1
left lateral file pedestal	KNEESPACE: 14.5"			

model number	description	d	w	h	freight	list \$ zone 1	list \$ zone 2
UM2372R-EH3Q5D - - - - - UM2172R-EH3Q5D - - - - -	executive "u" unit	104	72	29	class 125 cwt 660 lb cu ft 82	5,289 W 4,218 P	5,712 W 4,637 P



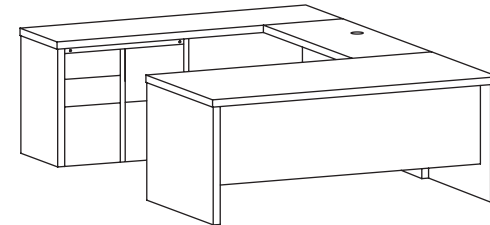
consists of:	d	w	h	quantity
D2372L-3Q-_-W or D2172L-3Q-_-P single pedestal desk	36	72	29	1
left box/file pedestal	APPROACH: 7" KNEESPACE: 36"			
B2348-EH-_-W or B2148-EH-_-P bridge with open kneespace	20	48	29	1
C2372R-3Q5D-_-W or C2172R-3Q5D-_-P single pedestal credenza	20	72	29	1
right multi-file pedestal	KNEESPACE: 18.75"			

model number	description	d	w	h	freight	list \$ zone 1	list \$ zone 2
UM2372R-EHFP2F - - - - - UM2172R-EHFP2F - - - - -	executive "u" unit	104	72	29	class 125 cwt 715 lb cu ft 82	5,773 W 4,931 P	6,234 W 5,326 P



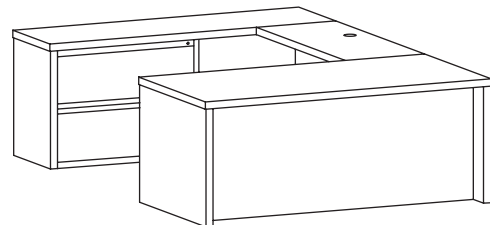
consists of:	d	w	h	quantity
D2372L-FP3D-_-W or D2172L-FP3D-_-P single pedestal desk	36	72	29	1
left box/box/file pedestal	APPROACH: 7" KNEESPACE: 36"			
B2348-EH-_-W or B2148-EH-_-P bridge with open kneespace	20	48	29	1
C2372R-FM2F-_-W or C2172R-FM2F-_-P single pedestal credenza	20	72	29	1
right lateral file pedestal	KNEESPACE: 14.5"			

model number	description	d	w	h	freight	list \$ zone 1	list \$ zone 2
UM2372L-EH3Q5D - - - - - UM2172L-EH3Q5D - - - - -	executive "u" unit	104	72	29	class 125 cwt 660 lb cu ft 82	5,289 W 4,218 P	5,712 W 4,637 P



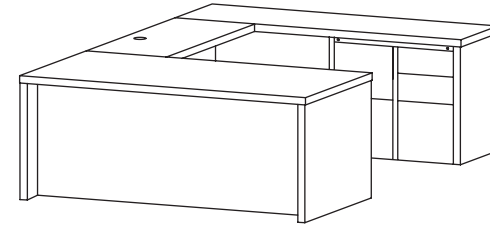
consists of:	d	w	h	quantity
D2372R-3Q-_-W or D2172R-3Q-_-P single pedestal desk	36	72	29	1
right box/file pedestal	APPROACH: 7" KNEESPACE: 36"			
B2348-EH-_-W or B2148-EH-_-P bridge with open kneespace	20	48	29	1
C2372L-3Q5D-_-W or C2172L-3Q5D-_-P single pedestal credenza	20	72	29	1
left multi-file pedestal	KNEESPACE: 18.75"			

model number	description	d	w	h	freight	list \$ zone 1	list \$ zone 2
UM2372L-EHFM5D - - - - - UM2172L-EHFM5D - - - - -	executive "u" unit	104	72	29	class 125 cwt 715 lb cu ft 82	5,773 W 4,931 P	6,234 W 5,326 P



consists of:	d	w	h	quantity
D2372R-FP3D-_-W or D2172R-FP3D-_-P single pedestal desk	36	72	29	1
right box/box/file pedestal	APPROACH: 7" KNEESPACE: 36"			
B2348-EH-_-W or B2148-EH-_-P bridge with open kneespace	20	48	29	1
C2372L-FM5D-_-W or C2172L-FM5D-_-P single pedestal credenza	20	72	29	1
left lateral file pedestal	KNEESPACE: 14.5"			

model number	description	d	w	h	freight	list \$ zone 1	list \$ zone 2
UM2372R-EHFM5D - - - - - UM2172R-EHFM5D - - - - -	executive "u" unit	104	72	29	class 125 cwt 680 lb cu ft 82	6,099 W 4,925 P	6,588 W 5,344 P



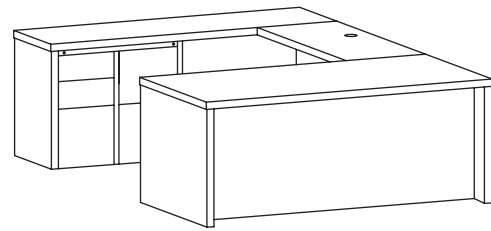
consists of:	d	w	h	quantity
D2372L-FM-_-W or D2172L-FM-_-P single pedestal desk	36	72	29	1
left box/file pedestal	APPROACH: 7" KNEESPACE: 36"			
B2348-EH-_-W or B2148-EH-_-P bridge with open kneespace	20	48	29	1
C2372R-FM5D-_-W or C2172R-FM5D-_-P single pedestal credenza	20	72	29	1
right multi-file pedestal	KNEESPACE: 18.75"			

top	P	W	bridges
laminated top			custom length bridge sizes are available up to 65" with the grain direction running lengthwise (opposite the desk grain), add \$410 list and specify length.
veneered top			\$197 list upcharge for (TH) Typing Height \$125 list upcharge for putting any additional pulls on a 2300/2100 unit - allegro - forte - presto
edge			

chassis models	laminated tops only	veneered top and chassis finish
3Q 3/4 pedestal 3/4 modesty	3L-P walnut 4L-P dark mahogany on walnut 25M-P mahogany on walnut 25B-P ebony on walnut 25C-P cherry on walnut 2ML-P natural maple 3ML-P light maple 4ML-P medium maple 5ML-P cherry on maple 6LC-P light cherry on cherry 7MC-P medium cherry on cherry 8DC-P dark cherry on cherry	3L-W walnut 2KL-W walnut 4L-W dark mahogany on walnut 25M-W mahogany on walnut 25B-W ebony on walnut 25C-W cherry on walnut 2ML-W natural maple 3ML-W light maple 4ML-W medium maple 5ML-W cherry on maple 6LC-W light cherry on cherry
FM 3/4 pedestal full modesty		7MC-W medium cherry on cherry 8DC-W dark cherry on cherry 9BC-W burgundy cherry on cherry
FP full pedestal full modesty		

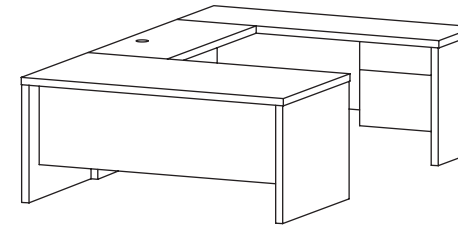


model number	description	d	w	h	freight	list \$ zone 1	list \$ zone 2
UM2372L-EHFM5D -	executive "u" unit	110	72	29	class 125 cwt 680 lb cu ft 82	6,099 W	6,588 W
UM2172L-EHFM5D -						4,925 P	5,344 P



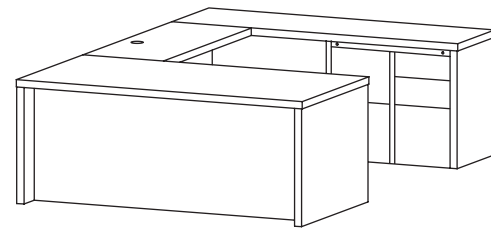
consists of:	d	w	h	quantity
D2372R-FM-_-W or D2172R-FM-_-P single pedestal desk	36	72	29	1
right box/file pedestal	APPROACH: 7" KNEESPACE: 36"			
B2348-EH-_-W or B2148-EH-_-P bridge with open kneespace	20	48	29	1
C2372L-FM5D-_-W or C2172L-FM5D-_-P single pedestal credenza	20	72	29	1
left multi-file pedestal	KNEESPACE: 18.75"			

model number	description	d	w	h	freight	list \$ zone 1	list \$ zone 2
UM2366R-EH3Q -	executive "u" unit	104	66	29	class 125 cwt 535 lb cu ft 77	4,754 W	5,134 W
UM2166R-EH3Q -						3,721 P	4,020 P



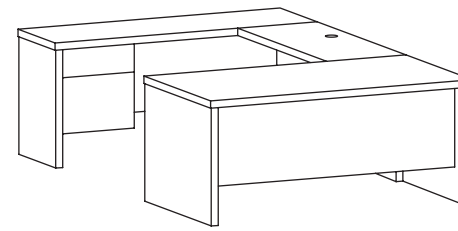
consists of:	d	w	h	quantity
D2366L-3Q-_-W or D2166L-3Q-_-P single pedestal desk	36	66	29	1
left box/file pedestal	APPROACH: 7" KNEESPACE: 30"			
B2348-EH-_-W or B2148-EH-_-P bridge with open kneespace	20	48	29	1
C2366R-3Q-_-W or C2166R-3Q-_-P single pedestal credenza	20	66	29	1
right box/file pedestal	KNEESPACE: 26"			

model number	description	d	w	h	freight	list \$ zone 1	list \$ zone 2
UM2372R-EHFP5D -	executive "u" unit	110	72	29	class 125 cwt 715 lb cu ft 82	6,273 W	6,773 W
UM2172R-EHFP5D -						5,086 P	5,517 P



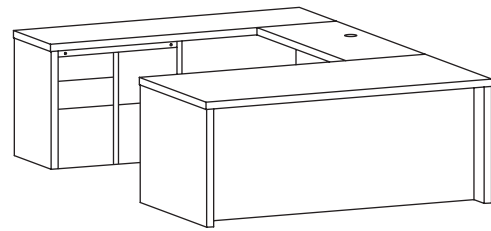
consists of:	d	w	h	quantity
D2372L-FP-_-W or D2172L-FP-_-P single pedestal desk	36	72	29	1
left file/file pedestal	APPROACH: 7" KNEESPACE: 36"			
B2348-EH-_-W or B2148-EH-_-P bridge with open kneespace	20	48	29	1
C2372R-FM5D-_-W or C2172R-FM5D-_-P single pedestal credenza	20	72	29	1
right multi-file pedestal	KNEESPACE: 18.75"			

model number	description	d	w	h	freight	list \$ zone 1	list \$ zone 2
UM2366L-EH3Q -	executive "u" unit	104	66	29	class 125 cwt 535 lb cu ft 77	4,754 W	5,134 W
UM2166L-EH3Q -						3,721 P	4,020 P



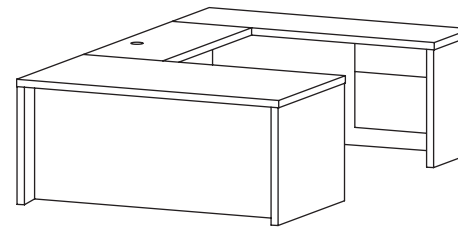
consists of:	d	w	h	quantity
D2366L-3Q-_-W or D2166L-3Q-_-P single pedestal desk	36	66	29	1
right box/file pedestal	APPROACH: 7" KNEESPACE: 30"			
B2348-EH-_-W or B2148-EH-_-P bridge with open kneespace	20	48	29	1
C2366L-3Q-_-W or C2166L-3Q-_-P single pedestal credenza	20	66	29	1
left box/file pedestal	KNEESPACE: 26"			

model number	description	d	w	h	freight	list \$ zone 1	list \$ zone 2
UM2372L-EHFP5D -	executive "u" unit	110	72	29	class 125 cwt 715 lb cu ft 82	6,273 W	6,773 W
UM2172L-EHFP5D -						5,086 P	5,517 P



consists of:	d	w	h	quantity
D2372R-FP-_-W or D2172R-FP-_-P single pedestal desk	36	72	29	1
right file/file pedestal	APPROACH: 7" KNEESPACE: 36"			
B2348-EH-_-W or B2148-EH-_-P bridge with open kneespace	20	48	29	1
C2372L-FM5D-_-W or C2172L-FM5D-_-P single pedestal credenza	20	72	29	1
left multi-file pedestal	KNEESPACE: 18.75"			

model number	description	d	w	h	freight	list \$ zone 1	list \$ zone 2
UM2366R-EHFM -	executive "u" unit	104	66	29	class 125 cwt 560 lb cu ft 77	4,999 W	5,397 W
UM2166R-EHFM -						3,929 P	4,245 P



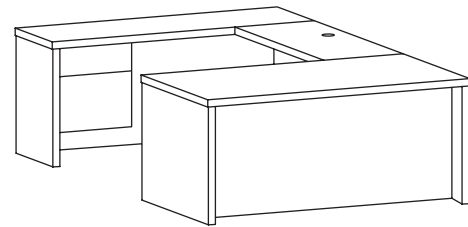
consists of:	d	w	h	quantity
D2366L-FM-_-W or D2166L-FM-_-P single pedestal desk	36	66	29	1
left box/file pedestal	APPROACH: 7" KNEESPACE: 30"			
B2348-EH-_-W or B2148-EH-_-P bridge with open kneespace	20	48	29	1
C2366R-FM-_-W or C2166R-FM-_-P single pedestal credenza	20	66	29	1
right box/file pedestal	KNEESPACE: 26"			

top	P	laminates	bridges
	W	veneer top	custom length bridge sizes are available up to 65" with the grain direction running lengthwise (opposite the desk grain), add \$410 list and specify length. \$197 list upcharge for (TH) Typing Height \$125 list upcharge for putting any additional pulls on a 2300/2100 unit - allegro - forte - presto
edge			

chassis models	laminates	3L-P	veneers	3L-W	7MC-W
3Q 3/4 pedestal 3/4 modesty	tops only	walnut	top and chassis finish	walnut	medium cherry on cherry
FM 3/4 pedestal full modesty		4L-P dark mahogany on walnut		2KL-W walnut	8DC-W dark cherry on cherry
FP full pedestal full modesty		25M-P mahogany on walnut		4L-W dark mahogany on walnut	9BC-W burgundy cherry on cherry
		25B-P ebony on walnut		25M-W dark mahogany on walnut	
		25C-P cherry on walnut		25B-W ebony on walnut	
		2ML-P natural maple		25C-W cherry on walnut	
		3ML-P light maple		2ML-W natural maple	
		4ML-P medium maple		3ML-W light maple	
		5ML-P cherry on maple		4ML-W medium maple	
		6LC-P light cherry on cherry		5ML-W cherry on maple	
		7MC-P medium cherry on cherry		6LC-W light cherry on cherry	
		8DC-P dark cherry on cherry			

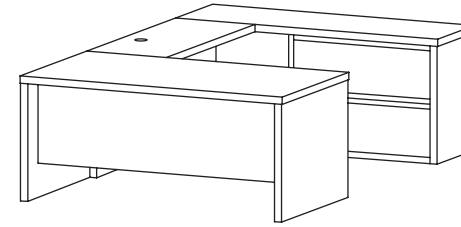


model number	description	d	w	h	freight	list \$ zone 1	list \$ zone 2
UM2366L-EHFM - _	executive "u" unit	104	66	29	class 125 cwt 560 lb cu ft 77	4,999 W	5,397 W
UM2166L-EHFM - _						3,929 P	4,245 P



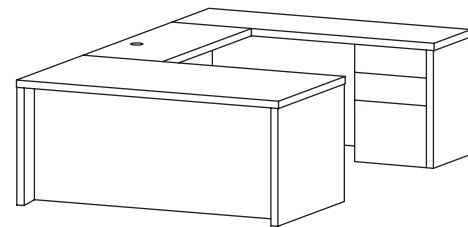
consists of:	d	w	h	quantity
D2366R-FM-_-W or D2166R-FM-_-P single pedestal desk right box/file pedestal	36	66	29	1
B2348-EH-_-W or B2148-EH-_-P bridge with open kneespace	20	48	29	1
C2366L-FM-_-W or C2166L-FM-_-P single pedestal credenza left box/file pedestal	20	66	29	1

model number	description	d	w	h	freight	list \$ zone 1	list \$ zone 2
UM2366R-EH3Q2F -	executive "u" unit	104	66	29	class 125 cwt 645 lb cu ft 77	4,859 W	5,247 W
UM2166R-EH3Q2F -						3,827 P	4,133 P



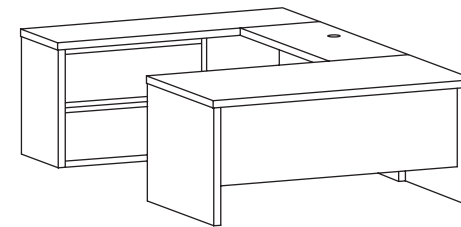
consists of:	d	w	h	quantity
D2366L-3Q-_-W or D2166L-3Q-_-P single pedestal desk left box/file pedestal	36	66	29	1
B2348-EH-_-W or B2148-EH-_-P bridge with open kneespace	20	48	29	1
C2366R-3Q2F-_-W or C2166R-3Q2F-_-P single pedestal credenza right lateral file pedestal	20	66	29	1

model number	description	d	w	h	freight	list \$ zone 1	list \$ zone 2
UM2366R-EHFP - _	executive "u" unit	104	66	29	class 125 cwt 600 lb cu ft 77	5,355 W	5,783 W
UM2166R-EHFP - _						4,314 P	4,660 P



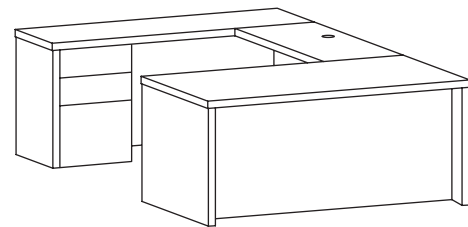
consists of:	d	w	h	quantity
D2366L-FP-_-W or D2166L-FP-_-P single pedestal desk left file/file pedestal	36	66	29	1
B2348-EH-_-W or B2148-EH-_-P bridge with open kneespace	20	48	29	1
C2366R-FP-_-W or C2166R-FP-_-P single pedestal credenza right box/box/file pedestal	20	66	29	1

model number	description	d	w	h	freight	list \$ zone 1	list \$ zone 2
UM2366L-EH3Q2F -	executive "u" unit	104	66	29	class 125 cwt 645 lb cu ft 77	4,859 W	5,247 W
UM2166L-EH3Q2F -						3,827 P	4,133 P



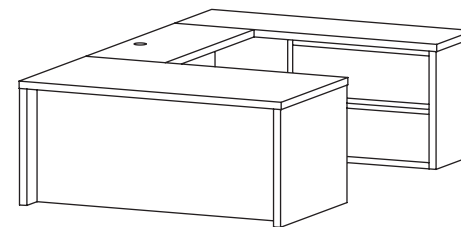
consists of:	d	w	h	quantity
D2366R-3Q-_-W or D2166R-3Q-_-P single pedestal desk right box/file pedestal	36	66	29	1
B2348-EH-_-W or B2148-EH-_-P bridge with open kneespace	20	48	29	1
C2366L-3Q2F-_-W or C2166L-3Q2F-_-P single pedestal credenza left lateral file pedestal	20	66	29	1

model number	description	d	w	h	freight	list \$ zone 1	list \$ zone 2
UM2366L-EHFP - _	executive "u" unit	104	66	29	class 125 cwt 600 lb cu ft 77	5,355 W	5,783 W
UM2166L-EHFP - _						4,314 P	4,660 P



consists of:	d	w	h	quantity
D2366R-FP-_-W or D2166R-FP-_-P single pedestal desk right file/file pedestal	36	66	29	1
B2348-EH-_-W or B2148-EH-_-P bridge with open kneespace	20	48	29	1
C2366L-FP-_-W or C2166L-FP-_-P single pedestal credenza left box/box/file pedestal	20	66	29	1

model number	description	d	w	h	freight	list \$ zone 1	list \$ zone 2
UM2366R-EHFM2F -	executive "u" unit	104	66	29	class 125 cwt 665 lb cu ft 77	5,104 W	5,512 W
UM2166R-EHFM2F -						4,035 P	4,358 P



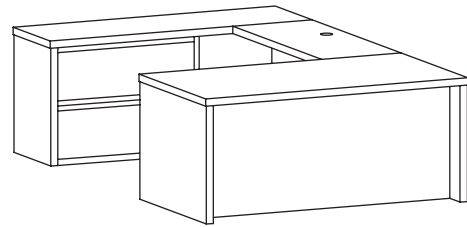
consists of:	d	w	h	quantity
D2366L-FM-_-W or D2166L-FM-_-P single pedestal desk left box/file pedestal	36	66	29	1
B2348-EH-_-W or B2148-EH-_-P bridge with open kneespace	20	48	29	1
C2366R-FM2F-_-W or C2166R-FM2F-_-P single pedestal credenza right lateral file pedestal	20	66	29	1

top	P	W	bridges
laminates	laminates	veneers	custom length bridge sizes are available up to 65" with the grain direction running lengthwise (opposite the desk grain), add \$410 list and specify length.
			\$197 list upcharge for (TH) Typing Height
			\$125 list upcharge for putting any additional pulls on a 2300/2100 unit - allegro - forte - presto
edge			

chassis models	laminates	veneers	veneers
3Q 3/4 pedestal 3/4 modesty	3L-P walnut 4L-P dark mahogany on walnut 25M-P mahogany on walnut 25B-P ebony on walnut 25C-P cherry on walnut 2ML-P natural maple 3ML-P light maple 4ML-P medium maple 5ML-P cherry on maple 6LC-P light cherry on cherry 7MC-P medium cherry on cherry 8DC-P dark cherry on cherry	top and chassis finish	3L-W walnut 2KL-W walnut 4L-W dark mahogany on walnut 25M-W mahogany on walnut 25B-W ebony on walnut 25C-W cherry on walnut 2ML-W natural maple 3ML-W light maple 4ML-W medium maple 5ML-W cherry on maple 6LC-W light cherry on cherry
FM 3/4 pedestal full modesty			7MC-W medium cherry on cherry 8DC-W dark cherry on cherry 9BC-W burgundy cherry on cherry
FP full pedestal full modesty			

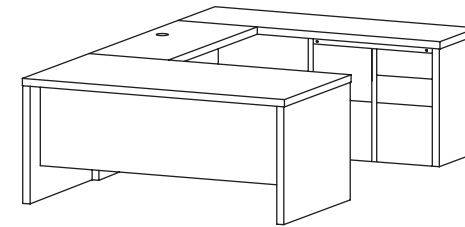


model number	description	d	w	h	freight	list \$ zone 1	list \$ zone 2
UM2366L-EHFM2F - - - - - UM2166L-EHFM2F - - - - -	executive "u" unit	104	66	29	class 125 cwt 665 lb cu ft 77	5,104 W 4,035 P	5,512 W 4,358 P



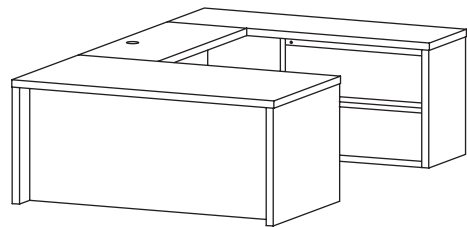
consists of:	d	w	h	quantity
D2366R-FM-_-W or D2166R-FM-_-P single pedestal desk	36	66	29	1
right box/file pedestal	APPROACH: 7" KNEESPACE: 30"			
B2348-EH-_-W or B2148-EH-_-P bridge with open kneespace	20	48	29	1
C2366L-FM2F-_-W or C2166L-FM2F-_-P single pedestal credenza	20	66	29	1
left lateral file pedestal	KNEESPACE: 8.5"			

model number	description	d	w	h	freight	list \$ zone 1	list \$ zone 2
UM2366R-EH3Q5D - - - - - UM2166R-EH3Q5D - - - - -	executive "u" unit	104	66	29	class 125 cwt 645 lb cu ft 77	5,311 W 4,445 P	5,736 W 4,802 P



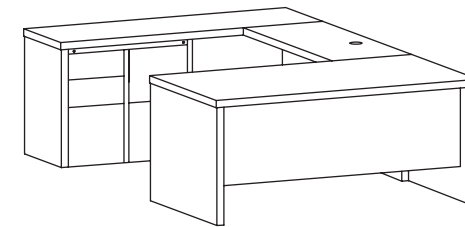
consists of:	d	w	h	quantity
D2366L-3Q-_-W or D2166L-3Q-_-P single pedestal desk	36	66	29	1
left box/file pedestal	APPROACH: 7" KNEESPACE: 30"			
B2348-EH-_-W or B2148-EH-_-P bridge with open kneespace	20	48	29	1
C2366R-3Q5D-_-W or C2166R-3Q5D-_-P single pedestal credenza	20	66	29	1
right multi-file pedestal	KNEESPACE: 12.75"			

model number	description	d	w	h	freight	list \$ zone 1	list \$ zone 2
UM2366R-EHFP2F - - - - - UM2166R-EHFP2F - - - - -	executive "u" unit	104	66	29	class 125 cwt 705 lb cu ft 77	5,461 W 4,419 P	5,899 W 4,836 P



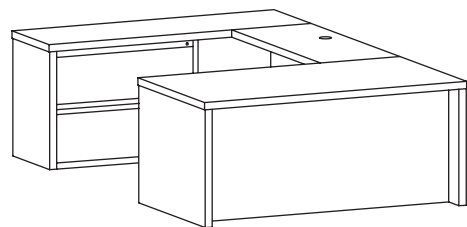
consists of:	d	w	h	quantity
D2366L-FP3D-_-W or D2166L-FP3D-_-P single pedestal desk	36	66	29	1
left box/box/file pedestal	APPROACH: 7" KNEESPACE: 30"			
B2348-EH-_-W or B2148-EH-_-P bridge with open kneespace	20	48	29	1
C2366R-FP2F-_-W or C2166R-FP2F-_-P single pedestal credenza	20	66	29	1
right lateral file pedestal	KNEESPACE: 8.5"			

model number	description	d	w	h	freight	list \$ zone 1	list \$ zone 2
UM2366L-EH3Q5D - - - - - UM2166L-EH3Q5D - - - - -	executive "u" unit	104	66	29	class 125 cwt 645 lb cu ft 77	5,311 W 4,445 P	5,736 W 4,802 P



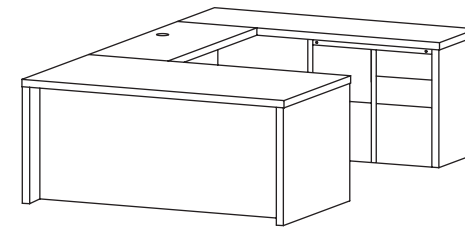
consists of:	d	w	h	quantity
D2366R-3Q-_-W or D2166R-3Q-_-P single pedestal desk	36	66	29	1
right box/file pedestal	APPROACH: 7" KNEESPACE: 30"			
B2348-EH-_-W or B2148-EH-_-P bridge with open kneespace	20	48	29	1
C2366L-3Q5D-_-W or C2166L-3Q5D-_-P single pedestal credenza	20	66	29	1
left multi-file pedestal	KNEESPACE: 12.75"			

model number	description	d	w	h	freight	list \$ zone 1	list \$ zone 2
UM2366L-EHFP2F - - - - - UM2166L-EHFP2F - - - - -	executive "u" unit	104	66	29	class 125 cwt 705 lb cu ft 77	5,461 W 4,419 P	5,899 W 4,836 P



consists of:	d	w	h	quantity
D2366R-FP3D-_-W or D2166R-FP3D-_-P single pedestal desk	36	66	29	1
right box/box/file pedestal	APPROACH: 7" KNEESPACE: 30"			
B2348-EH-_-W or B2148-EH-_-P bridge with open kneespace	20	48	29	1
C2366L-FP2F-_-W or C2166L-FP2F-_-P single pedestal credenza	20	66	29	1
left lateral file pedestal	KNEESPACE: 8.5"			

model number	description	d	w	h	freight	list \$ zone 1	list \$ zone 2
UM2366R-EHFM5D - - - - - UM2166R-EHFM5D - - - - -	executive "u" unit	104	66	29	class 125 cwt 000 lb cu ft 00	5,812 W 4,768 P	6,277 W 5,150 P



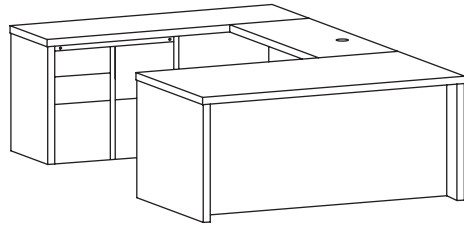
consists of:	d	w	h	quantity
D2366L-FM-_-W or D2166L-FM-_-P single pedestal desk	36	66	29	1
left box/file pedestal	APPROACH: 7" KNEESPACE: 30"			
B2348-EH-_-W or B2148-EH-_-P bridge with open kneespace	20	48	29	1
C2366R-FM5D-_-W or C2166R-FM5D-_-P single pedestal credenza	20	66	29	1
right multi-file pedestal	KNEESPACE: 12.75"			

top	P	laminates	bridges
	W	veneer top	custom length bridge sizes are available up to 65" with the grain direction running lengthwise (opposite the desk grain), add \$410 list and specify length. \$197 list upcharge for (TH) Typing Height \$125 list upcharge for putting any additional pulls on a 2300/2100 unit → allegro → forte → presto
edge			

chassis models	laminates	3L-P	4L-P	25M-P	25B-P	25C-P	2ML-P	3ML-P	4ML-P	5ML-P	6LC-P	7MC-P	8DC-P	veneers	3L-W	2KL-W	4L-W	25M-W	25B-W	25C-W	2ML-W	3ML-W	4ML-W	5ML-W	6LC-W	7MC-W	8DC-W	9BC-W
3Q 3/4 pedestal 3/4 modesty	tops only	walnut	dark mahogany on walnut	dark mahogany on walnut	ebony on walnut	cherry on walnut	natural maple	light maple	medium maple	cherry on maple	light cherry on cherry	medium cherry on cherry	dark cherry on cherry	top and chassis finish	walnut	walnut	dark mahogany on walnut	dark mahogany on walnut	ebony on walnut	cherry on walnut	natural maple	light maple	medium maple	cherry on maple	light cherry on cherry	medium cherry on cherry	dark cherry on cherry	burgundy cherry on cherry
FM 3/4 pedestal full modesty																												
FP full pedestal full modesty																												

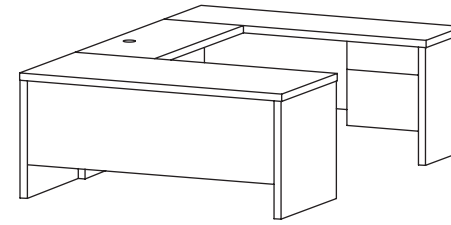


model number	description	d	w	h	freight	list \$ zone 1	list \$ zone 2
UM2366L-EHFM5D - - - - - UM2166L-EHFM5D - - - - -	executive "u" unit	104	66	29	class 125 cwt 665 lb cu ft 77	5,812 W 4,768 P	6,277 W 5,150 P



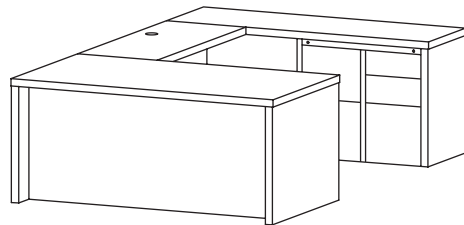
consists of:	d	w	h	quantity
D2366R-FM-_-W or D2166R-FM-_-P single pedestal desk	36	66	29	1
right box/file pedestal	APPROACH: 7" KNEESPACE: 30"			
B2348-EH-_-W or B2148-EH-_-P bridge with open kneespace	20	48	29	1
C2366L-FM5D-_-W or C2166L-FM5D-_-P single pedestal credenza	20	66	29	1
left multi-file pedestal	KNEESPACE: 12.75"			

model number	description	d	w	h	freight	list \$ zone 1	list \$ zone 2
UM236630R-EH3Q - - - - - UM216630R-EH3Q - - - - -	executive "u" unit	98	66	29	class 125 cwt 520 lb cu ft 69	4,413 W 3,412 P	4,782 W 3,686 P



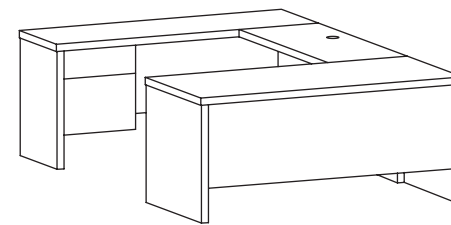
consists of:	d	w	h	quantity
D236630L-3Q-_-W or D216630L-3Q-_-P single pedestal desk	30	66	29	1
left box/file pedestal	KNEESPACE: 30"			
B2348-EH-_-W or B2148-EH-_-P bridge with open kneespace	20	48	29	1
C2366R-3Q-_-W or C2166R-3Q-_-P single pedestal credenza	20	66	29	1
right box/file pedestal	KNEESPACE: 8.5"			

model number	description	d	w	h	freight	list \$ zone 1	list \$ zone 2
UM2366R-EHFP5D - - - - - UM2166R-EHFP5D - - - - -	executive "u" station	104	66	29	class 125 cwt 705 lb cu ft 77	5,961 W 5,013 P	6,436 W 5,415 P



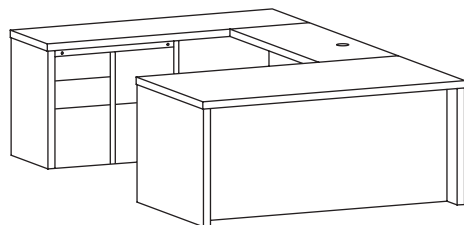
consists of:	d	w	h	quantity
D2366L-FP-_-W or D2166L-FP-_-P single pedestal desk	36	66	29	1
left file/file pedestal	APPROACH: 7" KNEESPACE: 30"			
B2348-EH-_-W or B2148-EH-_-P bridge with open kneespace	20	48	29	1
C2366R-FM5D-_-W or C2166R-FM5D-_-P single pedestal credenza	20	66	29	1
right multi-file pedestal	KNEESPACE: 12.75"			

model number	description	d	w	h	freight	list \$ zone 1	list \$ zone 2
UM236630L-EH3Q - - - - - UM216630L-EH3Q - - - - -	executive "u" unit	98	66	29	class 125 cwt 520 lb cu ft 69	4,413 W 3,412 P	4,782 W 3,686 P



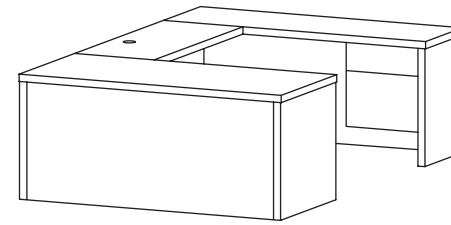
consists of:	d	w	h	quantity
D236630R-3Q-_-W or D216630R-3Q-_-P single pedestal desk	30	66	29	1
right box/file pedestal	KNEESPACE: 30"			
B2348-EH-_-W or B2148-EH-_-P bridge with open kneespace	20	48	29	1
C2366L-3Q-_-W or C2166L-3Q-_-P single pedestal credenza	20	66	29	1
left box/file pedestal	KNEESPACE: 8.5"			

model number	description	d	w	h	freight	list \$ zone 1	list \$ zone 2
UM2366L-EHFP5D - - - - - UM2166L-EHFP5D - - - - -	executive "u" unit	104	66	29	class 125 cwt 705 lb cu ft 77	5,961 W 5,013 P	6,436 W 5,415 P



consists of:	d	w	h	quantity
D2366R-FP-_-W or D2166R-FP-_-P single pedestal desk	36	66	29	1
right file/file pedestal	APPROACH: 7" KNEESPACE: 30"			
B2348-EH-_-W or B2148-EH-_-P bridge with open kneespace	20	48	29	1
C2366L-FM5D-_-W or C2166L-FM5D-_-P single pedestal credenza	20	66	29	1
left multi-file pedestal	KNEESPACE: 12.75"			

model number	description	d	w	h	freight	list \$ zone 1	list \$ zone 2
UM236630R-EHFM - - - - - UM216630R-EHFM - - - - -	executive "u" unit	98	66	29	class 125 cwt 545 lb cu ft 69	4,575 W 3,629 P	4,940 W 3,920 P



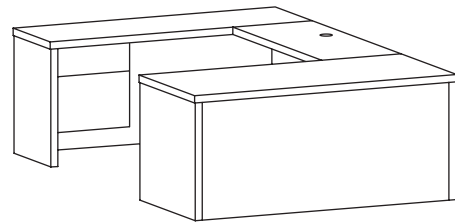
consists of:	d	w	h	quantity
D236630L-FM-_-W or D216630L-FM-_-P single pedestal desk	30	66	29	1
left box/file pedestal	KNEESPACE: 30"			
B2348-EH-_-W or B2148-EH-_-P bridge with open kneespace	20	48	29	1
C2366R-FM-_-W or C2166R-FM-_-P single pedestal credenza	20	66	29	1
right box/file pedestal	KNEESPACE: 8.5"			

top	P	W	bridges
laminates top			custom length bridge sizes are available up to 65" with the grain direction running lengthwise (opposite the desk grain), add \$410 list and specify length.
veneers top			\$197 list upcharge for (TH) Typing Height
			\$125 list upcharge for putting any additional pulls on a 2300/2100 unit → allegro → forte → presto
edge			

chassis models	laminates tops only	veneers top and chassis finish
3Q 3/4 pedestal 3/4 modesty	3L-P walnut 4L-P dark mahogany on walnut 25M-P mahogany on walnut 25B-P ebony on walnut 25C-P cherry on walnut 2ML-P natural maple 3ML-P light maple 4ML-P medium maple 5ML-P cherry on maple 6LC-P light cherry on cherry 7MC-P medium cherry on cherry 8DC-P dark cherry on cherry	3L-W walnut 2KL-W walnut 4L-W dark mahogany on walnut 25M-W mahogany on walnut 25B-W ebony on walnut 25C-W cherry on walnut 2ML-W natural maple 3ML-W light maple 4ML-W medium maple 5ML-W cherry on maple 6LC-W light cherry on cherry
FM 3/4 pedestal full modesty		7MC-W medium cherry on cherry 8DC-W dark cherry on cherry 9BC-W burgundy cherry on cherry
FP full pedestal full modesty		

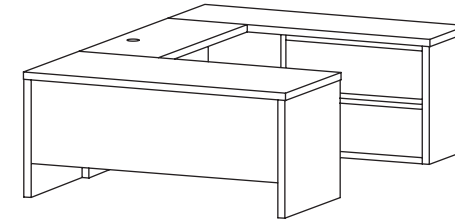


model number	description	d	w	h	freight	list \$ zone 1	list \$ zone 2
UM236630L-EHFM - - - - - UM216630L-EHFM - - - - -	executive "u" unit	98	66	29	class 125 cwt 545 lb cu ft 69	4,575 W 3,629 P	4,940 W 3,920 P



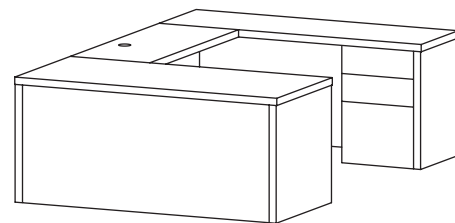
consists of:	d	w	h	quantity
D236630R-FM-_-W or D216630R-FM-_-P single pedestal desk right box/file pedestal	30	66	29	1
B2348-EH-_-W or B2148-EH-_-P bridge with open kneespace	20	48	29	1
C2366L-FM-_-W or C2166L-FM-_-P single pedestal credenza left box/file pedestal	20	66	29	1

model number	description	d	w	h	freight	list \$ zone 1	list \$ zone 2
UM236630R-EH3Q2F - - - - UM216630R-EH3Q2F - - - -	executive "u" unit	98	66	29	class 125 cwt 630 lb cu ft 69	4,517 W 3,518 P	4,906 W 3,800 P



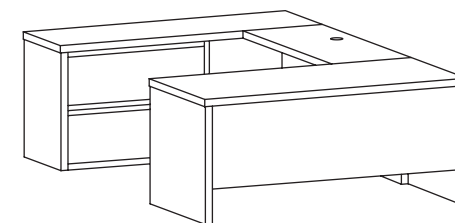
consists of:	d	w	h	quantity
D236630L-3Q-_-W or D216630L-3Q-_-P single pedestal desk left box/file pedestal	30	66	29	1
B2348-EH-_-W or B2148-EH-_-P bridge with open kneespace	20	48	29	1
C2366R-3Q2F-_-W or C2166R-3Q2F-_-P single pedestal credenza right lateral file pedestal	20	66	29	1

model number	description	d	w	h	freight	list \$ zone 1	list \$ zone 2
UM236630L-EHFP - - - - - UM216630L-EHFP - - - - -	executive "u" unit	98	66	29	class 125 cwt 585 lb cu ft 69	5,232 W 3,948 P	5,652 W 4,264 P



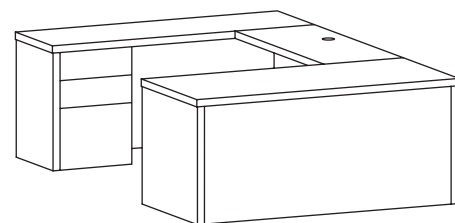
consists of:	d	w	h	quantity
D236630L-FP-_-W or D216630L-FP-_-P single pedestal desk left file/file pedestal	30	66	29	1
B2348-EH-_-W or B2148-EH-_-P bridge with open kneespace	20	48	29	1
C2366R-FP-_-W or C2166R-FP-_-P single pedestal credenza right box/box/file pedestal	20	66	29	1

model number	description	d	w	h	freight	list \$ zone 1	list \$ zone 2
UM236630L-EH3Q2F - - - - UM216630L-EH3Q2F - - - -	executive "u" unit	98	66	29	class 125 cwt 630 lb cu ft 69	4,517 W 3,518 P	4,906 W 3,800 P



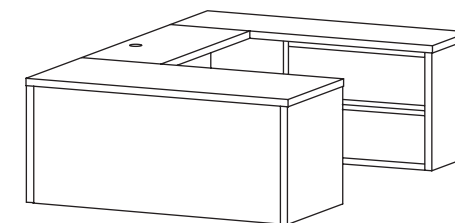
consists of:	d	w	h	quantity
D236630R-3Q-_-W or D216630R-3Q-_-P single pedestal desk right box/file pedestal	30	66	29	1
B2348-EH-_-W or B2148-EH-_-P bridge with open kneespace	20	48	29	1
C2366L-3Q2F-_-W or C2166L-3Q2F-_-P single pedestal credenza left lateral file pedestal	20	66	29	1

model number	description	d	w	h	freight	list \$ zone 1	list \$ zone 2
UM236630L-EHFP - - - - - UM216630L-EHFP - - - - -	executive "u" unit	98	66	29	class 125 cwt 585 lb cu ft 69	5,232 W 3,948 P	5,652 W 4,264 P



consists of:	d	w	h	quantity
D236630R-FP-_-W or D216630R-FP-_-P single pedestal desk right file/file pedestal	30	66	29	1
B2348-EH-_-W or B2148-EH-_-P bridge with open kneespace	20	48	29	1
C2366L-FP-_-W or C2166L-FP-_-P single pedestal credenza left box/box/file pedestal	20	66	29	1

model number	description	d	w	h	freight	list \$ zone 1	list \$ zone 2
UM236630R-EHFM2F - - - - UM216630R-EHFM2F - - - -	executive "u" unit	98	66	29	class 125 cwt 650 lb cu ft 69	4,680 W 3,734 P	5,054 W 4,033 P



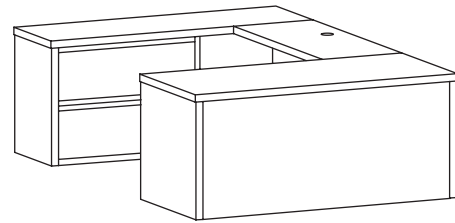
consists of:	d	w	h	quantity
D236630L-FM-_-W or D216630L-FM-_-P single pedestal desk left box/file pedestal	30	66	29	1
B2348-EH-_-W or B2148-EH-_-P bridge with open kneespace	20	48	29	1
C2366R-FM2F-_-W or C2166R-FM2F-_-P single pedestal credenza right lateral file pedestal	20	66	29	1

top	P	W	bridges
laminated top			custom length bridge sizes are available up to 65" with the grain direction running lengthwise (opposite the desk grain), add \$410 list and specify length.
veneered top			\$197 list upcharge for (TH) Typing Height
			\$125 list upcharge for putting any additional pulls on a 2300/2100 unit - allegro - forte - presto
edge			

chassis models	laminated tops only	veneered top and chassis finish
3Q 3/4 pedestal 3/4 modesty	3L-P walnut 4L-P dark mahogany on walnut 25M-P mahogany on walnut 25B-P ebony on walnut 25C-P cherry on walnut 2ML-P natural maple 3ML-P light maple 4ML-P medium maple 5ML-P cherry on maple 6LC-P light cherry on cherry 7MC-P medium cherry on cherry 8DC-P dark cherry on cherry	3L-W walnut 2KL-W walnut 4L-W dark mahogany on walnut 25M-W mahogany on walnut 25B-W ebony on walnut 25C-W cherry on walnut 2ML-W natural maple 3ML-W light maple 4ML-W medium maple 5ML-W cherry on maple 6LC-W light cherry on cherry
FM 3/4 pedestal full modesty		7MC-W medium cherry on cherry 8DC-W dark cherry on cherry 9BC-W burgundy cherry on cherry
FP full pedestal full modesty		

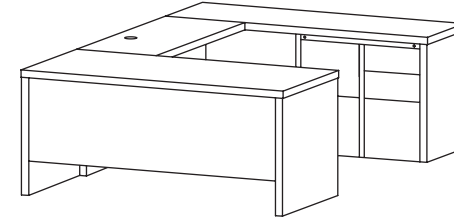


model number	description	d	w	h	freight	list \$ zone 1	list \$ zone 2
UM236630L-EHFM2F	executive "u" unit	98	66	29	class 125 cwt 650 lb cu ft 69	4,680 W	5,054 W
UM216630L-EHFM2F						3,734 P	4,033 P



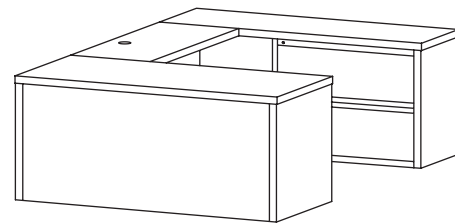
consists of:	d	w	h	quantity
D236630R-FM-_-W or D216630R-FM-_-P single pedestal desk	30	66	29	1
right box/file pedestal				
B2348-EH-_-W or B2148-EH-_-P bridge with open kneespace	20	48	29	1
C2366L-FM2F-_-W or C2166L-FM2F-_-P	20	66	29	1
single pedestal credenza				
left lateral file pedestal				

model number	description	d	w	h	freight	list \$ zone 1	list \$ zone 2
UM236630R-EH3Q5D	executive "u" unit	98	66	29	class 125 cwt 630 lb cu ft 69	4,969 W	5,395 W
UM216630R-EH3Q5D						4,136 P	4,468 P



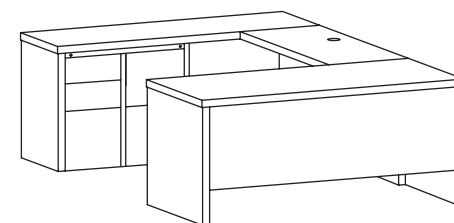
consists of:	d	w	h	quantity
D236630L-3Q-_-W or D216630L-3Q-_-P single pedestal desk	30	66	29	1
left box/file pedestal				
B2348-EH-_-W or B2148-EH-_-P bridge with open kneespace	20	48	29	1
C2366R-3Q5D-_-W or C2166R-3Q5D-_-P	20	66	29	1
single pedestal credenza				
right multi-file pedestal				

model number	description	d	w	h	freight	list \$ zone 1	list \$ zone 2
UM236630L-EHFP2F	executive "u" unit	98	66	29	class 125 cwt 690 lb cu ft 69	5,252 W	5,670 W
UM216630L-EHFP2F						4,004 P	4,326 P



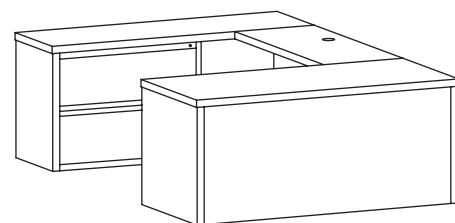
consists of:	d	w	h	quantity
D236630L-FP3D-_-W or D216630L-FP3D-_-P single pedestal desk	30	66	29	1
left box/box/file pedestal				
B2348-EH-_-W or B2148-EH-_-P bridge with open kneespace	20	48	29	1
C2366R-FP2F-_-W or C2166R-FP2F-_-P	20	66	29	1
single pedestal credenza				
right lateral file pedestal				

model number	description	d	w	h	freight	list \$ zone 1	list \$ zone 2
UM236630R-EH3Q5D	executive "u" unit	98	66	29	class 125 cwt 630 lb cu ft 69	4,969 W	5,395 W
UM216630R-EH3Q5D						4,136 P	4,468 P



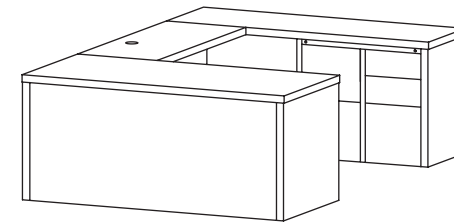
consists of:	d	w	h	quantity
D236630R-3Q-_-W or D216630R-3Q-_-P single pedestal desk	30	66	29	1
right box/file pedestal				
B2348-EH-_-W or B2148-EH-_-P bridge with open kneespace	20	48	29	1
C2366L-3Q5D-_-W or C2166L-3Q5D-_-P	20	66	29	1
single pedestal credenza				
left multi-file pedestal				

model number	description	d	w	h	freight	list \$ zone 1	list \$ zone 2
UM236630L-EHFP2F	executive "u" unit	98	66	29	class 125 cwt 690 lb cu ft 69	5,252 W	5,670 W
UM216630L-EHFP2F						4,004 P	4,326 P



consists of:	d	w	h	quantity
D236630R-FP3D-_-W or D216630R-FP3D-_-P single pedestal desk	30	66	29	1
right box/box/file pedestal				
B2348-EH-_-W or B2148-EH-_-P bridge with open kneespace	20	48	29	1
C2366L-FP2F-_-W or C2166L-FP2F-_-P	20	66	29	1
single pedestal credenza				
left lateral file pedestal				

model number	description	d	w	h	freight	list \$ zone 1	list \$ zone 2
UM236630R-EHFM5D	executive "u" unit	98	66	29	class 125 cwt 650 lb cu ft 69	5,389 W	5,820 W
UM216630R-EHFM5D						4,467 P	4,826 P



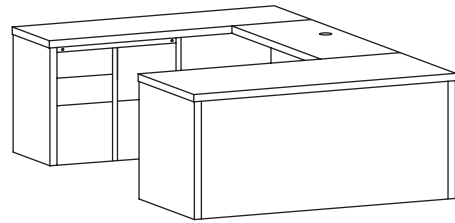
consists of:	d	w	h	quantity
D236630L-FM-_-W or D216630L-FM-_-P single pedestal desk	30	66	29	1
left box/file pedestal				
B2348-EH-_-W or B2148-EH-_-P bridge with open kneespace	20	48	29	1
C2366R-FM5D-_-W or C2166R-FM5D-_-P	20	66	29	1
single pedestal credenza				
left multi-file pedestal				

top	P	laminates	bridges
	W	veneer top	custom length bridge sizes are available up to 65" with the grain direction running lengthwise (opposite the desk grain), add \$410 list and specify length. \$197 list upcharge for (TH) Typing Height \$125 list upcharge for putting any additional pulls on a 2300/2100 unit → allegro → forte → presto
edge			

chassis models	laminates	3L-P	4L-P	25M-P	25B-P	25C-P	2ML-P	3ML-P	4ML-P	5ML-P	6LC-P	7MC-P	8DC-P	veneers	3L-W	2KL-W	4L-W	25M-W	25B-W	25C-W	2ML-W	3ML-W	4ML-W	5ML-W	6LC-W	7MC-W	8DC-W	9BC-W
3Q 3/4 pedestal 3/4 modesty	tops only	walnut	dark mahogany on walnut	dark mahogany on walnut	ebony on walnut	cherry on walnut	natural maple	light maple	medium maple	cherry on maple	light cherry on cherry	medium cherry on cherry	dark cherry on cherry	top and chassis finish	walnut	walnut	dark mahogany on walnut	dark mahogany on walnut	ebony on walnut	cherry on walnut	natural maple	light maple	medium maple	cherry on maple	light cherry on cherry	medium cherry on cherry	dark cherry on cherry	burgundy cherry on cherry
FM 3/4 pedestal full modesty																												
FP full pedestal full modesty																												

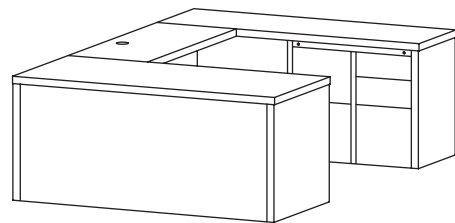


model number	description	d	w	h	freight	list \$ zone 1	list \$ zone 2
UM236630L-EHFM5D	executive "u" unit	98	66	29	class 125 cwt 650 lb cu ft 69	5,389 W	5,820 W
UM216630L-EHFM5D						4,467 P	4,826 P



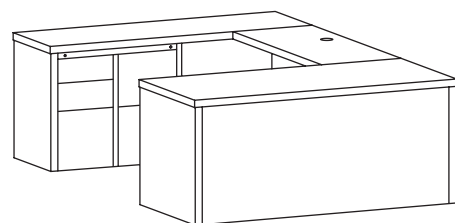
consists of:	d	w	h	quantity
D236630R-FM-_-W or D216630R-FM-_-P single pedestal desk	30	66	29	1
right box/file pedestal				
B2348-EH-_-W or B2148-EH-_-P bridge with open kneespace	20	48	29	1
C2366L-FM5D-_-W or C2166L-FM5D-_-P	20	66	29	1
single pedestal credenza				
left multi-file pedestal				

model number	description	d	w	h	freight	list \$ zone 1	list \$ zone 2
UM236630R-EHFP5D	executive "u" unit	98	66	29	class 125 cwt 690 lb cu ft 69	5,838 W	6,305 W
UM216630R-EHFP5D						4,647 P	5,019 P



consists of:	d	w	h	quantity
D236630L-FP-_-W or D216630L-FP-_-P single pedestal desk	30	66	29	1
left file/file pedestal				
B2348-EH-_-W or B2148-EH-_-P bridge with open kneespace	20	48	29	1
C2366R-FP5D-_-W or C2166R-FP5D-_-P	20	66	29	1
single pedestal credenza				
right multi-file pedestal				

model number	description	d	w	h	freight	list \$ zone 1	list \$ zone 2
UM236630L-EHFP5D	executive "u" unit	98	66	29	class 125 cwt 690 lb cu ft 69	5,838 W	6,305 W
UM216630L-EHFP5D						4,647 P	5,019 P



consists of:	d	w	h	quantity
D236630R-FP-_-W or D216630R-FP-_-P single pedestal desk	30	66	29	1
right file/file pedestal				
B2348-EH-_-W or B2148-EH-_-P bridge with open kneespace	20	48	29	1
C2366L-FP5D-_-W or C2166L-FP5D-_-P	20	66	29	1
single pedestal credenza				
left multi-file pedestal				

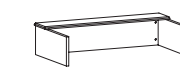
top P laminate top
W veneer top

bridges custom length bridge sizes are available up to 65" with the grain direction running lengthwise (opposite the desk grain), add \$410 list and specify length.
\$197 list upcharge for (TH) Typing Height
\$125 list upcharge for putting any additional pulls on a 2300/2100 unit - allegro - forte - presto

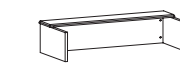
edge



model number	description	d	w	h	freight	list \$ zone 1	list \$ zone 2
TD2372 -_-_-_-	desk top transaction counter for use with 72" desk unit only	12	72	15.25	class 85 kd cwt 90 lb cu ft 6	930 W	999 W
TD2172 -_-_-_-						930 P	999 P



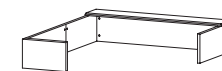
model number	description	d	w	h	freight	list \$ zone 1	list \$ zone 2
TD2366 -_-_-_-	desk top transaction counter for use with 66" desk unit only	12	66	15.25	class 85 kd cwt 84 lb cu ft 6	930 W	999 W
TD2166 -_-_-_-						930 P	999 P



model number	description	d	w	h	freight	list \$ zone 1	list \$ zone 2
TD236630 -_-_-_-	desk top transaction counter for use with 30" x 66" desk unit only	12	66	15.25	class 85 kd cwt 84 lb cu ft 6	930 W	999 W
TD216630 -_-_-_-						930 P	999 P



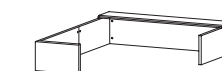
model number	description	d	w	h	freight	list \$ zone 1	list \$ zone 2
TM2372R -_-_-_-	desk top transaction/reception gallery for use with executive 72" "I" unit	12	72	15.25	class 85 kd cwt 100 lb cu ft 8	1,375 W	1,478 W
TM2172R -_-_-_-						1,375 P	1,478 P



model number	description	d	w	h	freight	list \$ zone 1	list \$ zone 2
TM2372L -_-_-_-	desk top transaction/reception gallery for use with executive 72" "I" unit	12	72	15.25	class 85 kd cwt 100 lb cu ft 8	1,375 W	1,478 W
TM2172L -_-_-_-						1,375 P	1,478 P



model number	description	d	w	h	freight	list \$ zone 1	list \$ zone 2
TM2366R -_-_-_-	desk top transaction/reception gallery for use with executive 72" "I" unit	12	72	15.25	class 85 kd cwt 100 lb cu ft 8	1,375 W	1,478 W
TM2166R -_-_-_-						1,375 P	1,478 P



model number	description	d	w	h	freight	list \$ zone 1	list \$ zone 2
TM2366L -_-_-_-	desk top transaction/reception gallery for use with executive 66" "I" unit	12	66	15.25	class 85 kd cwt 100 lb cu ft 8	1,375 W	1,478 W
TM2166L -_-_-_-						1,375 P	1,478 P



model number	description	d	w	h	freight	list \$ zone 1	list \$ zone 2
TM236630R -_-_-_-	desk top transaction/reception gallery for use with executive 30" x 66" "I" unit	12	66	15.25	class 85 kd cwt 94 lb cu ft 8	1,375 W	1,478 W
TM216630R -_-_-_-						1,375 P	1,478 P



model number	description	d	w	h	freight	list \$ zone 1	list \$ zone 2
TM236630L -_-_-_-	desk top transaction/reception gallery for use with executive 30" x 66" "I" unit	12	66	15.25	class 85 kd cwt 94 lb cu ft 8	1,375 W	1,478 W
TM216630L -_-_-_-						1,375 P	1,478 P

chassis models	laminate tops only	veneers top and chassis finish	3L-W	7MC-W
3Q 3/4 pedestal 3/4 modesty	3L-P walnut 4L-P dark mahogany on walnut 25M-P dark mahogany on walnut 25B-P mahogany on walnut 25C-P ebony on walnut 2ML-P cherry on walnut 3ML-P natural maple 4ML-P light maple 5ML-P medium maple 6LC-P light cherry on cherry 7MC-P medium cherry on cherry 8DC-P dark cherry on cherry	3L-W walnut 2KL-W walnut 4L-W dark mahogany on walnut 25M-W dark mahogany on walnut 25B-W ebony on walnut 25C-W cherry on walnut 2ML-W natural maple 3ML-W light maple 4ML-W medium maple 5ML-W light maple 6LC-W light cherry on cherry	3L-W medium cherry on cherry 8DC-W dark cherry on cherry 9BC-W burgundy cherry on cherry	



	model number	description	d	w	h	freight	list \$ zone 1	list \$ zone 2
	TU2372R - _ _ _ _	desk top transaction reception gallery for use with 72" executive height "u" unit	12	72	15.25	class 85 kd cwt 150 lb cu ft 10	1,858 W	2,001 W
	TU2172R - _ _ _ _		104	72	14	GALLERY PANELS	1,858 P	2,001 P
	TU2372L - _ _ _ _	desk top transaction reception gallery for use with 72" executive height "u" unit	12	72	15.25	class 85 kd cwt 150 lb cu ft 10	1,858 W	2,001 W
	TU2172L - _ _ _ _		104	72	14	GALLERY PANELS	1,858 P	2,001 P
	TU2366R - _ _ _ _	desk top transaction reception gallery for use with 66" executive height "u" unit	12	66	15.25	class 85 kd cwt 140 lb cu ft 10	1,858 W	2,001 W
	TU2166R - _ _ _ _		104	66	14	GALLERY PANELS	1,858 P	2,001 P
	TU2366L - _ _ _ _	desk top transaction reception gallery for use with 66" executive height "u" unit	12	66	15.25	class 85 kd cwt 140 lb cu ft 10	1,858 W	2,001 W
	TU2166L - _ _ _ _		104	66	14	GALLERY PANELS	1,858 P	2,001 P
	TU236630R - _ _ _ _	desk top transaction reception gallery for use with 30" x 66" executive height "u" unit	12	66	15.25	class 85 kd cwt 140 lb cu ft 10	1,858 W	2,001 W
	TU216630R - _ _ _ _		98	66	14	GALLERY PANELS	1,858 P	2,001 P
	TU236630L - _ _ _ _	desk top transaction reception gallery for use with 30" x 66" executive height "u" unit	12	66	15.25	class 85 kd cwt 140 lb cu ft 10	1,858 W	2,001 W
	TU216630L - _ _ _ _		98	66	14	GALLERY PANELS	1,858 P	2,001 P
	LT2348 - _ _ _ _	coffee table with legs	18	48	15	class 85 kd cwt 50 lb cu ft 6	675 W	729 W
	LT2148 - _ _ _ _						478 P	517 P
		CAN SHIP UPS						
	LT2330 - _ _ _ _	lamp table with legs	18	30	22	class 85 kd cwt 30 lb cu ft 3	538 W	580 W
	LT2130 - _ _ _ _						389 P	422 P
		CAN SHIP UPS						
	SC2137 - _ _ _ _	servicing cart hinged doors one adjustable shelf	20	36.6	30.5	class 125 cwt 185 lb cu ft 16	2,029	2,192
		ADDITIONAL SHELVES \$75 EACH						

	model number	description	d	w	h	freight	list \$ zone 1	list \$ zone 2
	TC2320 - _ _ _ _	telephone cabinet opening with hinged door	19	19	29	class 125 cwt 75 lb cu ft 6	1,143 W	1,237 W
	TC2120 - _ _ _ _						989 P	1,068 P
	KBCD2300 - _ _	flip-front keyboard drawer	14	CUSTOM	3.5		487	529
	KBCD2100 - _ _						487	529
		FACTORY INSTALLED ONLY NOTE: SPECIFY A GROMMET LOCATION						

top
edge

P laminate top
W veneer top

\$125 list upcharge for putting any additional pulls on a 2300/2100 unit - allegro - forte - presto

A B C D E G H I J K L

chassis models
3Q 3/4 pedestal 3/4 modesty
FM 3/4 pedestal full modesty
FP full pedestal full modesty

laminate tops only
3L-P walnut
4L-P dark mahogany on walnut
25M-P mahogany on walnut
25B-P ebony on walnut
25C-P cherry on walnut
2ML-P natural maple
3ML-P light maple
4ML-P medium maple
5ML-P cherry on maple
6LC-P light cherry on cherry
7MC-P medium cherry on cherry
8DC-P dark cherry on cherry

veneer top and chassis finish
3L-W walnut
2KL-W walnut
4L-W dark mahogany on walnut
25M-W dark mahogany on walnut
25B-W ebony on walnut
25C-W cherry on walnut
2ML-W natural maple
3ML-W light maple
4ML-W medium maple
5ML-W cherry on maple
6LC-W light cherry on cherry

7MC-W medium cherry on cherry
8DC-W dark cherry on cherry
9BC-W burgundy cherry on cherry